


SMT MICRO TERMINAL STRIPS

(1.00 mm) .0394" PITCH • FTMH/FTM SERIES



FTMH
Mates:
CLM, MLE

FTM
Mates:
CLM, MLE

SPECIFICATIONS

Insulator Material:
Black Liquid Crystal Polymer
Terminal Material:
Phosphor Bronze
Plating:
Sn or Au over 50 μ " (1.27 μ m) Ni
Current Rating (FTMH/CLM):
2.8 A per pin (2 pins powered)
Operating Temp Range:
-55 °C to +125 °C

PROCESSING

Lead-Free Solderable:
Yes
SMT Lead Coplanarity:
-DV: (0.10 mm) .004" max
-DH: (0.10 mm) .004" max (05-25)
(0.15 mm) .006" max (26-50)*
*(.004" stencil solution may be available; contact IPG@samtec.com)

ALSO AVAILABLE

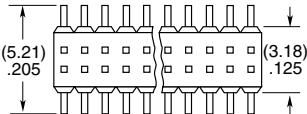
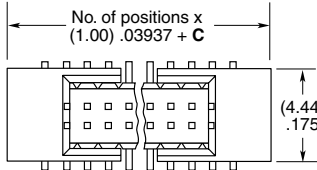
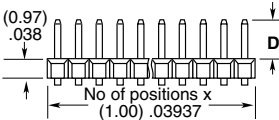
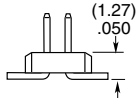
MOQ Required

End shrouds with board locks
Molded end shrouds for 05 through 08 positions
Other platings



Note:
Some lengths, styles and options are non-standard, non-returnable.

FTMH	1	NO. PINS PER ROW	LEAD STYLE	PLATING OPTION	ROW OPTION	FLEX SHROUD OPTION	OTHER OPTION								
		05 thru 50	-02 = (1.91 mm) .075" Post (Mates with MLE)	-F = Gold flash on post, Matte Tin on tail	-DV = Dual Vertical	(-DV only with 9 pins/row minimum)	-A = Alignment Pin (3 positions min.) Metal or plastic at Samtec discretion (-DV only)								
			-03 = (1.65 mm) .065" Post (Mates with CLM)	-L = 10 μ" (0.25 μm) Gold on post, Matte Tin on tail	-DH = Dual Horizontal	-ES = End Shroud	-K = (2.50 mm) .098" DIA Polyimide Film Pick & Place Pad (-DH only)								
						-EC = End Shroud with Locking Clip (Manual placement required)	-P = Plastic Pick & Place Pad (6 positions min.) (-DV only)								
						-EP = End Shroud with Guide Post (Use only when mating with CLM)	-TR = Tape & Reel								
							-FR = Full Reel Tape & Reel (must order max. quantity per reel; contact Samtec for quantity breaks)								
					<table><tr><th>OPTION</th><th>B</th></tr><tr><td>-ES</td><td>(1.57) .062</td></tr><tr><td>-EC</td><td>(4.06) .160</td></tr><tr><td>-EP</td><td>(5.49) .216</td></tr></table>			OPTION	B	-ES	(1.57) .062	-EC	(4.06) .160	-EP	(5.49) .216
OPTION	B														
-ES	(1.57) .062														
-EC	(4.06) .160														
-EP	(5.49) .216														
					<table><tr><th>LEAD STYLE</th><th>A</th></tr><tr><td>-02</td><td>(1.91) .075</td></tr><tr><td>-03</td><td>(1.65) .065</td></tr></table>			LEAD STYLE	A	-02	(1.91) .075	-03	(1.65) .065		
LEAD STYLE	A														
-02	(1.91) .075														
-03	(1.65) .065														

FTM	1	NO. PINS PER ROW	LEAD STYLE	PLATING OPTION	DV	FLEX SHROUD OPTION	OTHER OPTION						
		02 thru 50 = Unshrouded 05 thru 46 = Shrouded	-02 = (1.91 mm) .075" Post (Mates with MLE) -03 = (1.65 mm) .065" Post (Mates with CLM)	-F = Gold flash on post, Matte Tin on tail -L = 10 μ" (0.25 μm) Gold on post, Matte Tin on tail		-S = End Shroud (05 positions minimum). Molded or press-fit shroud at Samtec's discretion -SA = End Shroud with Alignment Pins (05 through 46 positions)	-P = Plastic Pick & Place Pad (7 positions min.) -TR = Tape & Reel -FR = Full Reel Tape & Reel (must order max. quantity per reel; contact Samtec for quantity breaks)						
					<table><tr><th>OPTION</th><th>C</th></tr><tr><td>-S</td><td>(4.00) .157</td></tr><tr><td>-SA</td><td>(7.00) .276</td></tr></table>			OPTION	C	-S	(4.00) .157	-SA	(7.00) .276
OPTION	C												
-S	(4.00) .157												
-SA	(7.00) .276												
					<table><tr><th>LEAD STYLE</th><th>D</th></tr><tr><td>-02</td><td>(1.91) .075</td></tr><tr><td>-03</td><td>(1.65) .065</td></tr></table>			LEAD STYLE	D	-02	(1.91) .075	-03	(1.65) .065
LEAD STYLE	D												
-02	(1.91) .075												
-03	(1.65) .065												
Shrouded options removed for clarity													

Mouser Electronics

Authorized Distributor

Click to View Pricing, Inventory, Delivery & Lifecycle Information:

[Samtec:](#)

[FTMH-102-02-L-DV-TR](#)