


SMT MICRO TERMINAL STRIPS

(1.00 mm) .0394" PITCH • FTMH/FTM SERIES



FTMH
Mates:
CLM, MLE

FTM
Mates:
CLM, MLE

SPECIFICATIONS

Insulator Material:
Black Liquid Crystal Polymer
Terminal Material:
Phosphor Bronze
Plating:
Sn or Au over 50 μ " (1.27 μ m) Ni
Current Rating (FTMH/CLM):
2.8 A per pin (2 pins powered)
Operating Temp Range:
-55 °C to +125 °C

PROCESSING

Lead-Free Solderable:
Yes
SMT Lead Coplanarity:
-DV: (0.10 mm) .004" max
-DH: (0.10 mm) .004" max (05-25)
(0.15 mm) .006" max (26-50)*
*(.004" stencil solution may be available; contact IPG@samtec.com)

ALSO AVAILABLE

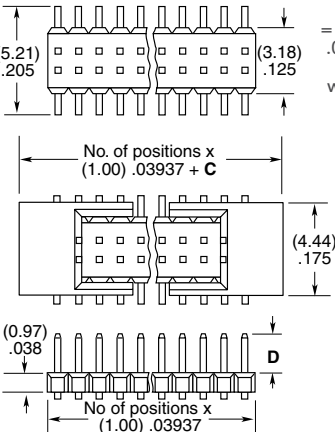
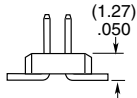
MOQ Required

End shrouds with board locks
Molded end shrouds for 05 through 08 positions
Other platings



Note:
Some lengths, styles and options are non-standard, non-returnable.

FTMH	1	NO. PINS PER ROW	LEAD STYLE	PLATING OPTION	ROW OPTION	FLEX SHROUD OPTION	OTHER OPTION								
		05 thru 50	-02 = (1.91 mm) .075" Post (Mates with MLE)	-F = Gold flash on post, Matte Tin on tail	-DV = Dual Vertical	(-DV only with 9 pins/row minimum)	-A = Alignment Pin (3 positions min.) Metal or plastic at Samtec discretion (-DV only)								
			-03 = (1.65 mm) .065" Post (Mates with CLM)	-L = 10 μ" (0.25 μm) Gold on post, Matte Tin on tail	-DH = Dual Horizontal	-ES = End Shroud	-K = (2.50 mm) .098" DIA Polyimide Film Pick & Place Pad (-DH only)								
						-EC = End Shroud with Locking Clip (Manual placement required)	-P = Plastic Pick & Place Pad (6 positions min.) (-DV only)								
						-EP = End Shroud with Guide Post (Use only when mating with CLM)	-TR = Tape & Reel								
							-FR = Full Reel Tape & Reel (must order max. quantity per reel; contact Samtec for quantity breaks)								
					<table><tr><th>OPTION</th><th>B</th></tr><tr><td>-ES</td><td>(1.57) .062</td></tr><tr><td>-EC</td><td>(4.06) .160</td></tr><tr><td>-EP</td><td>(5.49) .216</td></tr></table>			OPTION	B	-ES	(1.57) .062	-EC	(4.06) .160	-EP	(5.49) .216
OPTION	B														
-ES	(1.57) .062														
-EC	(4.06) .160														
-EP	(5.49) .216														
					<table><tr><th>LEAD STYLE</th><th>A</th></tr><tr><td>-02</td><td>(1.91) .075</td></tr><tr><td>-03</td><td>(1.65) .065</td></tr></table>			LEAD STYLE	A	-02	(1.91) .075	-03	(1.65) .065		
LEAD STYLE	A														
-02	(1.91) .075														
-03	(1.65) .065														
↑ Shrouded option removed for clarity			-DV OPTION		-DH OPTION										

FTM	1	NO. PINS PER ROW	LEAD STYLE	PLATING OPTION	DV	FLEX SHROUD OPTION	OTHER OPTION												
		02 thru 50 = Unshrouded 05 thru 46 = Shrouded	-02 = (1.91 mm) .075" Post (Mates with MLE) -03 = (1.65 mm) .065" Post (Mates with CLM)	-F = Gold flash on post, Matte Tin on tail -L = 10 μ" (0.25 μm) Gold on post, Matte Tin on tail		-S = End Shroud (05 positions minimum). Molded or press-fit shroud at Samtec's discretion -SA = End Shroud with Alignment Pins (05 through 46 positions)	-P = Plastic Pick & Place Pad (7 positions min.) -TR = Tape & Reel -FR = Full Reel Tape & Reel (must order max. quantity per reel; contact Samtec for quantity breaks)												
					<table border="1"><thead><tr><th>OPTION</th><th>C</th></tr></thead><tbody><tr><td>-S</td><td>(4.00) .157</td></tr><tr><td>-SA</td><td>(7.00) .276</td></tr></tbody></table> <table border="1"><thead><tr><th>LEAD STYLE</th><th>D</th></tr></thead><tbody><tr><td>-02</td><td>(1.91) .075</td></tr><tr><td>-03</td><td>(1.65) .065</td></tr></tbody></table>			OPTION	C	-S	(4.00) .157	-SA	(7.00) .276	LEAD STYLE	D	-02	(1.91) .075	-03	(1.65) .065
OPTION	C																		
-S	(4.00) .157																		
-SA	(7.00) .276																		
LEAD STYLE	D																		
-02	(1.91) .075																		
-03	(1.65) .065																		
Shrouded options removed for clarity																			

samtec.com?FTMH or samtec.com?FTM

F-221 (Rev 27APR21)

Unless otherwise approved in writing by Samtec, all parts and components are designed and built according to Samtec's specifications which are subject to change without notice.

Mouser Electronics

Authorized Distributor

Click to View Pricing, Inventory, Delivery & Lifecycle Information:

[Samtec:](#)

[FTMH-105-02-H-DV-A](#)