


SMT MICRO TERMINAL STRIPS

(1.00 mm) .0394" PITCH • FTMH/FTM SERIES



FTMH
Mates:
CLM, MLE

FTM
Mates:
CLM, MLE

SPECIFICATIONS

Insulator Material:
Black Liquid Crystal Polymer
Terminal Material:
Phosphor Bronze
Plating:
Sn or Au over 50 μ " (1.27 μ m) Ni
Current Rating (FTMH/CLM):
2.8 A per pin (2 pins powered)
Operating Temp Range:
-55 °C to +125 °C

PROCESSING

Lead-Free Solderable:
Yes
SMT Lead Coplanarity:
-DV: (0.10 mm) .004" max
-DH: (0.10 mm) .004" max (05-25)
(0.15 mm) .006" max (26-50)*
*(.004" stencil solution may be available; contact IPG@samtec.com)

ALSO AVAILABLE

MOQ Required

End shrouds with board locks
Molded end shrouds for 05 through 08 positions
Other platings



Note:
Some lengths, styles and options are non-standard, non-returnable.

FTMH	1	NO. PINS PER ROW	LEAD STYLE	PLATING OPTION	ROW OPTION	FLEX SHROUD OPTION	OTHER OPTION
------	---	------------------	------------	----------------	------------	--------------------	--------------

05
thru
50

-02
= (1.91 mm)
.075" Post
(Mates with MLE)

-F
= Gold flash on post, Matte Tin on tail

-DV
= Dual Vertical

(-DV only with 9 pins/row minimum)

-ES
= End Shroud

-A
= Alignment Pin (3 positions min.) Metal or plastic at Samtec discretion (-DV only)

-EC
= End Shroud with Locking Clip (Manual placement required)

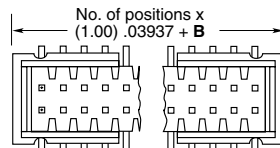
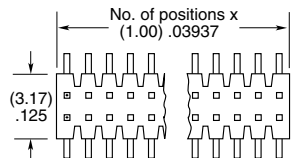
-K
= (2.50 mm) .098" DIA Polyimide Film Pick & Place Pad (-DH only)

-EP
= End Shroud with Guide Post (Use only when mating with CLM)

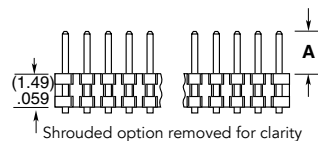
-P
= Plastic Pick & Place Pad (6 positions min.) (-DV only)

-TR
= Tape & Reel

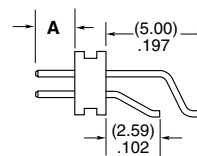
-FR
= Full Reel Tape & Reel (must order max. quantity per reel; contact Samtec for quantity breaks)



OPTION	B
-ES	(1.57) .062
-EC	(4.06) .160
-EP	(5.49) .216



-DV OPTION



-DH OPTION

LEAD STYLE	A
-02	(1.91) .075
-03	(1.65) .065

FTM	1	NO. PINS PER ROW	LEAD STYLE	PLATING OPTION	DV	FLEX SHROUD OPTION	OTHER OPTION
-----	---	------------------	------------	----------------	----	--------------------	--------------

02 thru 50
= Unshrouded
05 thru 46
= Shrouded

-02
= (1.91 mm)
.075" Post
(Mates with MLE)

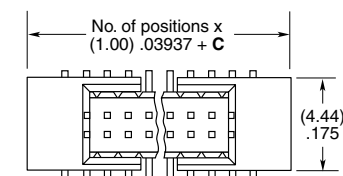
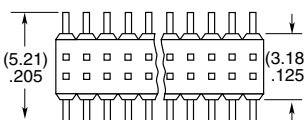
-F
= Gold flash on post, Matte Tin on tail

-S
= End Shroud (05 positions minimum). Molded or press-fit shroud at Samtec's discretion

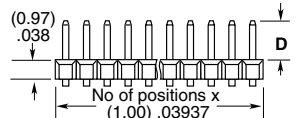
-P
= Plastic Pick & Place Pad (7 positions min.)

-TR
= Tape & Reel

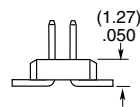
-FR
= Full Reel Tape & Reel (must order max. quantity per reel; contact Samtec for quantity breaks)



OPTION	C
-S	(4.00) .157
-SA	(7.00) .276



Shrouded options removed for clarity



LEAD STYLE	D
-02	(1.91) .075
-03	(1.65) .065

Mouser Electronics

Authorized Distributor

Click to View Pricing, Inventory, Delivery & Lifecycle Information:

Samtec:

[FTMH-111-02-L-DV-ES-A-P-TR](#)