


SMT MICRO TERMINAL STRIPS

(1.00 mm) .0394" PITCH • FTMH/FTM SERIES



FTMH
Mates:
CLM, MLE

FTM
Mates:
CLM, MLE

FTMH	1	NO. PINS PER ROW	LEAD STYLE	PLATING OPTION	ROW OPTION	FLEX SHROUD OPTION	OTHER OPTION
------	---	------------------	------------	----------------	------------	--------------------	--------------

02
thru
50

-02
= (1.91 mm)
.075" Post
(Mates with MLE)

-F
= Gold flash on post,
Matte Tin on tail

-DV
= Dual Vertical

(-DV only with 9 pins/row minimum)

-ES
= End Shroud

-EC
= End Shroud with Locking Clip
(Manual placement required)

-EP
= End Shroud with Guide Post
(Use only when mating with CLM)

-A
= Alignment Pin
(3 positions min.)
Metal or plastic at Samtec's discretion
(-DV only)

-K
= (2.50 mm)
.098" DIA
Polyimide Film
Pick & Place Pad
(-DH only)

-P
= Plastic Pick & Place Pad
(6 positions min.)
(-DV only)

-TR
= Tape & Reel

-FR
= Full Reel
Tape & Reel
(must order max. quantity per reel; contact Samtec for quantity breaks)

SPECIFICATIONS

Insulator Material:
Black Liquid Crystal Polymer

Terminal Material:
Phosphor Bronze

Plating:
Sn or Au over
50 μ " (1.27 μ m) Ni

Current Rating (FTMH/CLM):
3.1 A per pin
(2 pins powered)

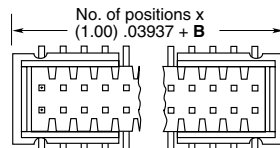
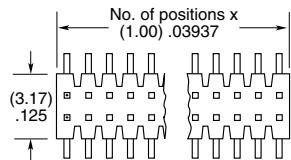
Operating Temp Range:
-55 °C to +125 °C

Voltage Rating:
FTMH: 270 VAC /302 VDC

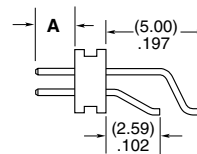
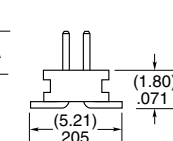
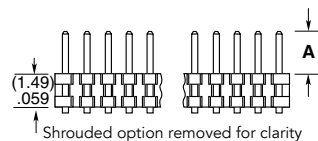
PROCESSING

Lead-Free Solderable:
Yes

SMT Lead Coplanarity:
-DV: (0.10 mm) .004" max
-DH: (0.10 mm) .004" max (05-25)
(0.15 mm) .006" max (26-50)*
*(.004" stencil solution may be available; contact ipg@samtec.com)



OPTION	B
-ES	(1.57) .062
-EC	(4.06) .160
-EP	(5.49) .216



LEAD STYLE	A
-02	(1.91) .075
-03	(1.65) .065

FTM	1	NO. PINS PER ROW	LEAD STYLE	PLATING OPTION	DV	FLEX SHROUD OPTION	OTHER OPTION
-----	---	------------------	------------	----------------	----	--------------------	--------------

02 thru 50
= Unshrouded
05 thru 46
= Shrouded

-02
= (1.91 mm)
.075" Post
(Mates with MLE)

-F
= Gold flash on post,
Matte Tin on tail

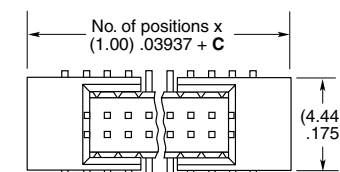
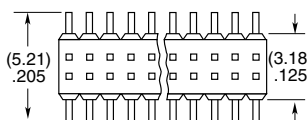
-S
= End Shroud
(05 positions minimum).
Molded or press-fit shroud at Samtec's discretion

-P
= Plastic Pick & Place Pad
(7 positions min.)

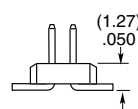
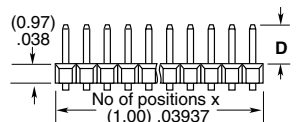
-TR
= Tape & Reel

-SA
= End Shroud with Alignment Pins
(05 through 46 positions)

-FR
= Full Reel
Tape & Reel
(must order max. quantity per reel; contact Samtec for quantity breaks)



OPTION	C
-S	(4.00) .157
-SA	(7.00) .276



LEAD STYLE	D
-02	(1.91) .075
-03	(1.65) .065

ALSO AVAILABLE

MOQ Required

End shrouds with board locks
Molded end shrouds for 05 through 08 positions
Other platings



Note:
Some lengths, styles and options are non-standard, non-returnable.

Mouser Electronics

Authorized Distributor

Click to View Pricing, Inventory, Delivery & Lifecycle Information:

[Samtec:](#)

[FTMH-108-02-L-DV-A-P-FR](#)