


QUAD ROW TERMINAL/SOCKET

(1.27 mm) .050" PITCH • FOLC/MOLC SERIES

MAX
2.6
A m p s

8
G b p s




FOLC
Board Mates:
MOLC

MOLC
Board Mates:
FOLC

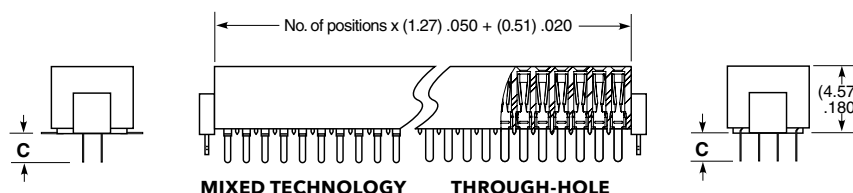
SPECIFICATIONS

Insulator Material:
Black Liquid Crystal Polymer
Contact Material (FOLC):
BeCu
Terminal Material (MOLC):
Phosphor Bronze
Plating:
Au or Sn over
50 μ" (1.27 μm) Ni
Current Rating:
2.6 A per pin
(4 pins powered)
Operating Temp Range:
-55 °C to +125 °C
Voltage Rating:
165 VAC/230 VDC
Insertion Depth (FOLC):
(3.30 mm) .130" to
(4.06 mm) .160"
Normal Force (FOLC):
Standard = 70 grams
(0.69 N) avg.
LIF = 40 grams
(0.39 N) avg.
Max Cycles (FOLC):
100

| FOLC | 1 | NO. PINS PER ROW | LEAD STYLE | PLATING OPTION | Q | OPTION |
|------|---|---|---|--|---|--|
| | | 20, 25, 30, 35, 40, 45, 50 (Standard sizes) | -01 & -04 = Through-hole -M1 & -M2 = Mixed Technology -L1 & -L4 = Low Insertion Force Through-hole | -L = 10 μ" (0.25 μm) Gold on contact, Matte Tin on tail | | -LC = Locking Clip (Manual placement required) |



| LEAD STYLE | C |
|------------|-------------|
| -01, -M1 | (1.91) .075 |
| -04, -M2 | (3.04) .120 |



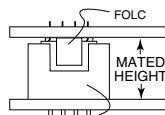
View complete specifications at: samtec.com?FOLC

PROCESSING

Lead-Free Solderable:
Yes
SMT Lead Coplanarity (MOLC):
(0.10 mm) .004" max (20-25)
(0.15 mm) .006" max (30-50)*
*(.004" stencil solution
may be available; contact
IPG@samtec.com)

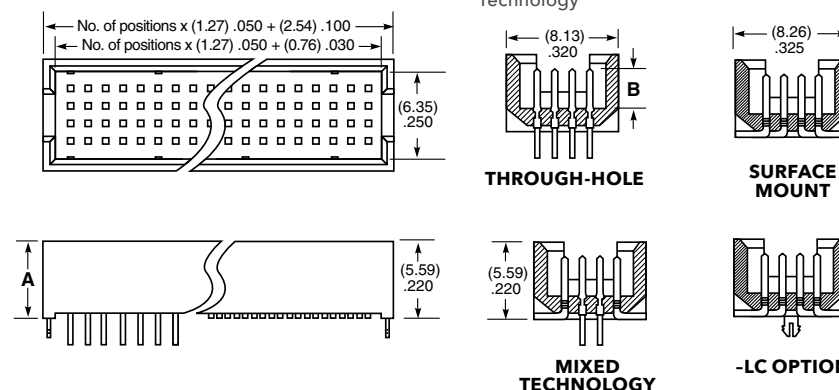
| MOLC | 1 | NO. PINS PER ROW | LEAD STYLE | PLATING OPTION | Q | OPTION |
|------|---|---|--|---|---|---|
| | | 20, 25, 30, 35, 40, 45, 50 (Standard sizes) | -X'1 = Through-hole (Specify from chart) -02 = Surface Mount -M1 = Mixed Technology | -L = 10 μ" (0.25 μm) Gold on post, Matte Tin on tail | | -LC = Locking Clip (Manual placement required) -P = Pick & Place Pad (-02 only) -TR = Tape & Reel (-02 only) -FR = Full Reel Tape & Reel (must order max. quantity per reel; contact Samtec for quantity breaks) (-02 only) |

APPLICATIONS



| LEAD STYLE | MATED HEIGHT* |
|------------|---------------|
| MOLC | FOLC |
| -01 | (5.97) .235 |
| -11 | (7.75) .305 |
| -31 | (11.43) .450 |

*Processing conditions
will affect mated height.



| LEAD STYLE | A | B |
|------------|--------------|-------------|
| -01 | (5.59) .220 | (3.38) .133 |
| -11 | (7.34) .289 | (3.66) .144 |
| -31 | (11.05) .435 | |

Note:
Some lengths, styles and
options are non-standard,
non-returnable.

View complete specifications at: samtec.com?MOLC

Mouser Electronics

Authorized Distributor

Click to View Pricing, Inventory, Delivery & Lifecycle Information:

[Samtec:](#)

[FOLC-115-04-L-Q](#)