


# QUAD ROW TERMINAL/SOCKET

(1.27 mm) .050" PITCH • FOLC/MOLC SERIES

MAX  
**2.6**  
A m p s

**8**  
G b p s




**FOLC**  
Board Mates:  
**MOLC**

**MOLC**  
Board Mates:  
**FOLC**

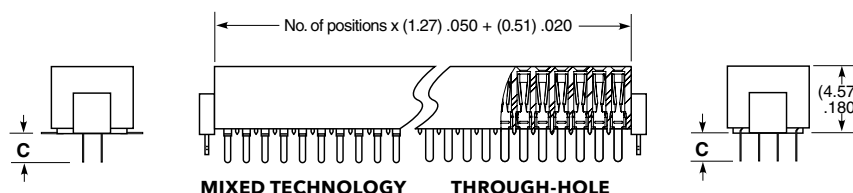
## SPECIFICATIONS

**Insulator Material:**  
Black Liquid Crystal Polymer  
**Contact Material (FOLC):**  
BeCu  
**Terminal Material (MOLC):**  
Phosphor Bronze  
**Plating:**  
Au or Sn over  
50 μ" (1.27 μm) Ni  
**Current Rating:**  
2.6 A per pin  
(4 pins powered)  
**Operating Temp Range:**  
-55 °C to +125 °C  
**Voltage Rating:**  
165 VAC/230 VDC  
**Insertion Depth (FOLC):**  
(3.30 mm) .130" to  
(4.06 mm) .160"  
**Normal Force (FOLC):**  
Standard = 70 grams  
(0.69 N) avg.  
LIF = 40 grams  
(0.39 N) avg.  
**Max Cycles (FOLC):**  
100

FOLC	1	NO. PINS PER ROW	LEAD STYLE	PLATING OPTION	Q	OPTION
		20, 25, 30, 35, 40, 45, 50 (Standard sizes)	-01 & -04 = Through-hole -M1 & -M2 = Mixed Technology -L1 & -L4 = Low Insertion Force Through-hole	-L = 10 μ" (0.25 μm) Gold on contact, Matte Tin on tail		-LC = Locking Clip (Manual placement required)



LEAD STYLE	C
-01, -M1	(1.91) .075
-04, -M2	(3.04) .120



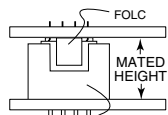
View complete specifications at: [samtec.com?FOLC](http://samtec.com?FOLC)

## PROCESSING

**Lead-Free Solderable:**  
Yes  
**SMT Lead Coplanarity (MOLC):**  
(0.10 mm) .004" max (20-25)  
(0.15 mm) .006" max (30-50)\*  
\*(.004" stencil solution  
may be available; contact  
IPG@samtec.com)

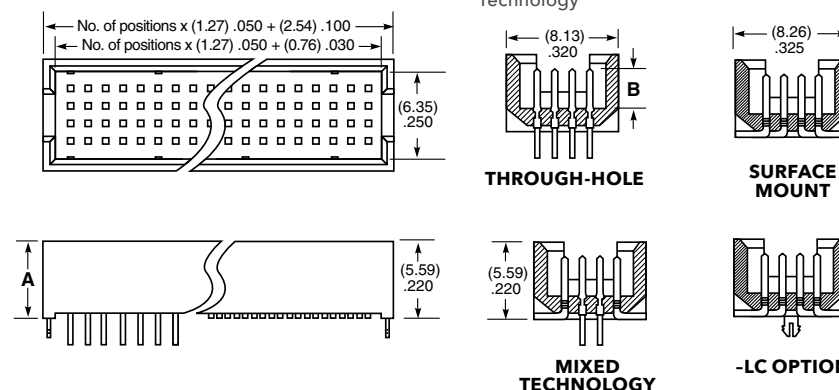
MOLC	1	NO. PINS PER ROW	LEAD STYLE	PLATING OPTION	Q	OPTION
		20, 25, 30, 35, 40, 45, 50 (Standard sizes)	-X'1 = Through-hole (Specify from chart) -02 = Surface Mount -M1 = Mixed Technology	-L = 10 μ" (0.25 μm) Gold on post, Matte Tin on tail		-LC = Locking Clip (Manual placement required) -P = Pick & Place Pad (-02 only) -TR = Tape & Reel (-02 only) -FR = Full Reel Tape & Reel (must order max. quantity per reel; contact Samtec for quantity breaks) (-02 only)

## APPLICATIONS



LEAD STYLE	MATED HEIGHT*
MOLC	FOLC
-01	(5.97) .235
-11	(7.75) .305
-31	(11.43) .450

\*Processing conditions  
will affect mated height.



LEAD STYLE	A	B
-01	(5.59) .220	(3.38) .133
-11	(7.34) .289	(3.66) .144
-31	(11.05) .435	

**Note:**  
Some lengths, styles and  
options are non-standard,  
non-returnable.

View complete specifications at: [samtec.com?MOLC](http://samtec.com?MOLC)

# Mouser Electronics

Authorized Distributor

Click to View Pricing, Inventory, Delivery & Lifecycle Information:

[Samtec:](#)

[FOLC-120-L1-L-Q-LC](#)