


# EXTREME HIGH-POWER 60 A SYSTEMS

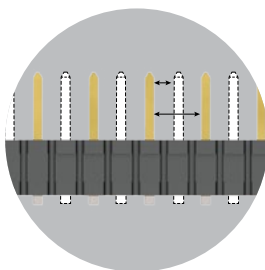
## FEATURES & BENEFITS

- Up to 60 A per power blade (2 blades powered)
- Low 10 mm profile (right-angle) for enhanced system airflow
- Power only, or power/signal combinations
- 3 or 5 signal rows in the same form factor
- AC power, DC power, power/signal combinations and split power options available
- Coplanar and perpendicular applications
- Modules can be configured to accommodate most any design
- Rugged guide posts are standard; top design for board space savings
- Press-fit (ET60S only) and hot swap (ET60T only) options available



<b>Standard Creepage*</b>	3.02 mm
<b>Standard Clearance*</b>	1.87 mm

\*Selectively loading contacts achieves customer specific creepage and clearance requirements.  
Contact [asp@samtec.com](mailto:asp@samtec.com)



## KEY SPECIFICATIONS

PITCH		INSULATOR MATERIAL	TERMINAL MATERIAL	PLATING	OPERATING TEMP RANGE	VOLTAGE RATING	MATING CYCLES	LEAD-FREE SOLDERABLE
Power	(5.50 mm) .217" (7.50 mm) .295"	Black LCP	Signal: Phosphor Bronze Power: Copper Alloy	Au or Sn over 50 µ" (1.27 µm) Ni	-40 °C to +105 °C	280 VAC	500	Yes
Signal	(2.00 mm) .097" (5 row) (2.54 mm) .100" (3 row)							

### Notes:

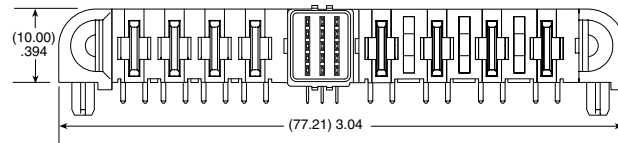
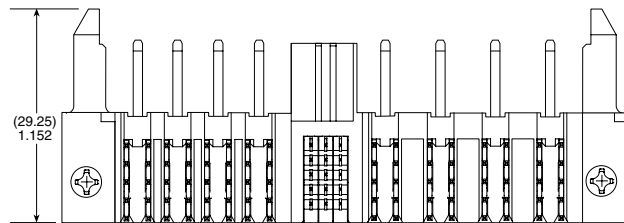

Some lengths, styles and options are non-standard, non-returnable.

\*EXTreme Ten60Power™ is a trademark of Molex Incorporated and is dual sourced by Molex®

## 60 A SIGNAL/POWER COMBO SYSTEM

SERIES	POWER OPTION (R)	ROWS	SIGNAL POS. PER ROW	POWER OPTION (L)	PLATING	TAIL	GUIDE POST	OPTION
<b>ET60T</b> Terminal	<b>-AXX</b> = AC Power Positions (02 - 06)	<b>-0</b> = No Signal	<b>-00</b> = No Signal	<b>-AXX</b> = AC Power Positions (02 - 06)	<b>-L</b> = 10 $\mu$ " (0.25 $\mu$ m) Gold on contact, Matte Tin on tail (Not available for 5 rows)	<b>-VP</b> = Vertical Press-fit	(Required callout)	(Leave blank for no hot swap)
<b>ET60S</b> Socket	<b>-DXX</b> = DC Power Positions (02 - 10)	<b>-3</b>	<b>-08</b> = 3 Row only	<b>-DXX</b> = DC Power Positions (02 - 10)	<b>-S</b> = 30 $\mu$ " (0.76 $\mu$ m) Gold on contact, Matte tin on tail	<b>-V1</b> = Vertical through-hole (Use with (1.60 mm) .062" thick card) (-0 and -3 Row only)	<b>-S</b> = Side Guide Post	<b>-H</b> = Hot Swap (ET60T only)
	<b>-SXX*</b> = Split Power	<b>-5</b>	<b>-01, -02, -03, -04, -05, -06, -07, -08</b> = 5 Row only	<b>-SXX*</b> = Split Power		<b>-R1</b> = Right-angle through-hole (Use with (1.60 mm) .062" thick card) (required for ET60T)	<b>-T*</b> = Top Guide Post	
	<b>-000</b> = No Power			<b>-000</b> = No Power				

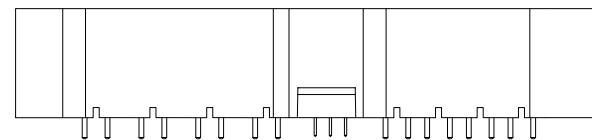
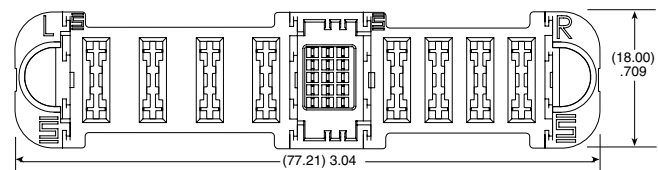
### ET60T Board Mates: ET60S



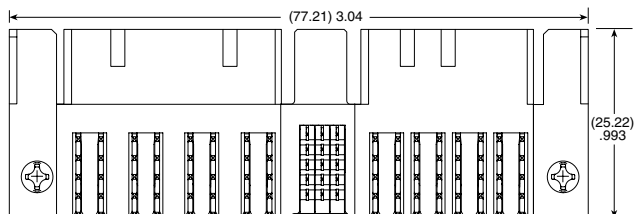
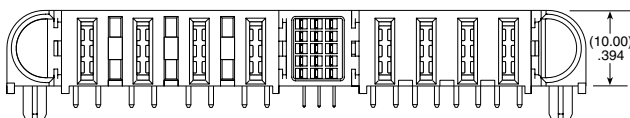
ET60T-D04-5-03-A04-X-R1-S SHOWN

View complete specifications at: [samtec.com?ET60T](http://samtec.com?ET60T)

### ET60S Board Mates: ET60T



VERTICAL  
ET60S-D04-5-03-A04-X-VP-S SHOWN



RIGHT-ANGLE  
ET60S-D04-5-03-A04-X-R1-S SHOWN

View complete specifications at: [samtec.com?ET60S](http://samtec.com?ET60S)

# Mouser Electronics

Authorized Distributor

Click to View Pricing, Inventory, Delivery & Lifecycle Information:

[Samtec:](#)

[ET60T-000-3-08-D02-L-R1-S-H](#)