


EXTREME HIGH-POWER 60 A SYSTEMS

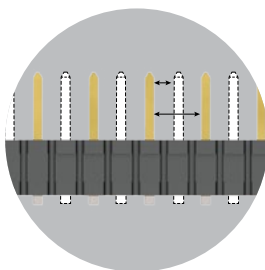
FEATURES & BENEFITS

- Up to 60 A per power blade (2 blades powered)
- Low 10 mm profile (right-angle) for enhanced system airflow
- Power only, or power/signal combinations
- 3 or 5 signal rows in the same form factor
- AC power, DC power, power/signal combinations and split power options available
- Coplanar and perpendicular applications
- Modules can be configured to accommodate most any design
- Rugged guide posts are standard; top design for board space savings
- Press-fit (ET60S only) and hot swap (ET60T only) options available



Standard Creepage*	3.02 mm
Standard Clearance*	1.87 mm

*Selectively loading contacts achieves customer specific creepage and clearance requirements. Contact asp@samtec.com



KEY SPECIFICATIONS

PITCH		INSULATOR MATERIAL	TERMINAL MATERIAL	PLATING	OPERATING TEMP RANGE	VOLTAGE RATING	MATING CYCLES	LEAD-FREE SOLDERABLE
Power	(5.50 mm) .217" (7.50 mm) .295"	Black LCP	Signal: Phosphor Bronze Power: Copper Alloy	Au or Sn over 50 µ" (1.27 µm) Ni	-40 °C to +105 °C	280 VAC	500	Yes
Signal	(2.00 mm) .097" (5 row) (2.54 mm) .100" (3 row)							

Notes:

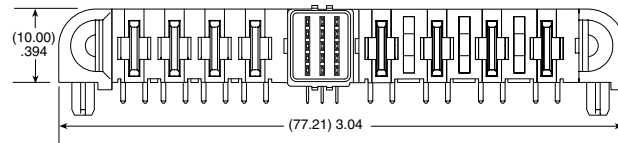
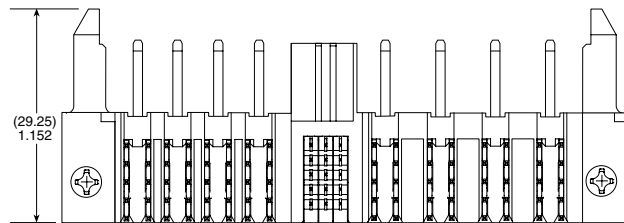

Some lengths, styles and options are non-standard, non-returnable.

*EXTreme Ten60Power™ is a trademark of Molex Incorporated and is dual sourced by Molex®

60 A SIGNAL/POWER COMBO SYSTEM

SERIES	POWER OPTION (R)	ROWS	SIGNAL POS. PER ROW	POWER OPTION (L)	PLATING	TAIL	GUIDE POST	OPTION
ET60T Terminal	-AXX = AC Power Positions (02 - 06)	-0 = No Signal	-00 = No Signal	-AXX = AC Power Positions (02 - 06)	-L = 10 μ " (0.25 μ m) Gold on contact, Matte Tin on tail (Not available for 5 rows)	-VP = Vertical Press-fit	(Required callout)	(Leave blank for no hot swap)
ET60S Socket	-DXX = DC Power Positions (02 - 10)	-3	-08 = 3 Row only	-DXX = DC Power Positions (02 - 10)	-S = 30 μ " (0.76 μ m) Gold on contact, Matte tin on tail	-V1 = Vertical through-hole (Use with (1.60 mm) .062" thick card) (-0 and -3 Row only)	-S = Side Guide Post	-H = Hot Swap (ET60T only)
	-SXX* = Split Power	-5	-01, -02, -03, -04, -05, -06, -07, -08 = 5 Row only	-SXX* = Split Power		-R1 = Right-angle through-hole (Use with (1.60 mm) .062" thick card) (required for ET60T)	-T* = Top Guide Post	
	-000 = No Power			-000 = No Power				

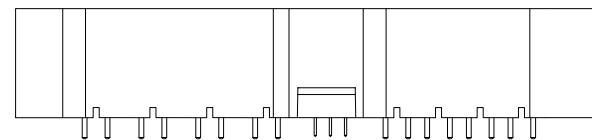
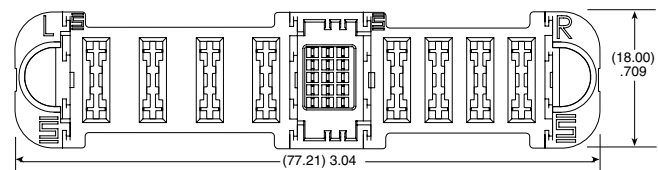
ET60T Board Mates: ET60S



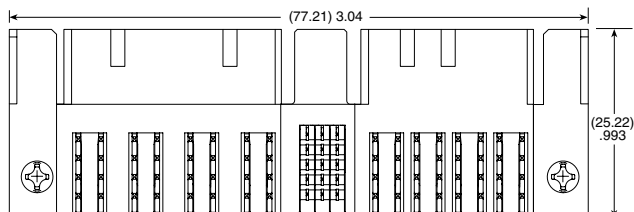
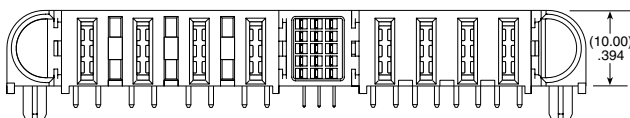
ET60T-D04-5-03-A04-X-R1-S SHOWN

View complete specifications at: samtec.com?ET60T

ET60S Board Mates: ET60T



VERTICAL
ET60S-D04-5-03-A04-X-VP-S SHOWN



RIGHT-ANGLE
ET60S-D04-5-03-A04-X-R1-S SHOWN

View complete specifications at: samtec.com?ET60S

Mouser Electronics

Authorized Distributor

Click to View Pricing, Inventory, Delivery & Lifecycle Information:

[Samtec:](#)

[ET60S-000-3-08-D02-L-R1-S](#)