


SHROUDED AND EJECTOR IDC HEADER

(1.27 mm) .050" PITCH • SHF/ESHF/EHF/ECF SERIES



SHF/ESHF

Mates:
FFSD, FFTP (SHF)

EHF

Mates:
FFSD*, FFTP

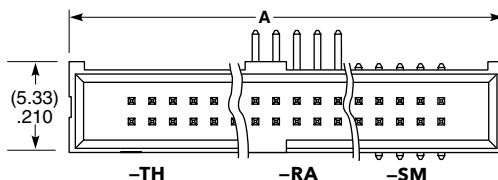
***Important Note:**
EHF will not mate to FFSD with strain relief (-SR option), see ESHF series.

| SERIES | 1 | NO. PINS PER ROW | 01 | PLATING OPTION | D | TAIL OPTION | OTHER OPTION |
|--------|---|------------------|----|----------------|---|-------------|--------------|
|--------|---|------------------|----|----------------|---|-------------|--------------|

| | | | | |
|---|---|---|-------------------------------|---|
| SHF = Mates with FFSD without Strain Relief | 04, 05, 06, 08, 10, 11, 12, 13, 15, 17, 20, 25 (Standard sizes) | -L = 10 μ " (0.25 μ m) Gold on post, Matte Tin on tail | -TH = Through-hole | -LC = Locking Clip (Not available with -RA) (Manual placement required) |
| ESHF = Mates with FFSD with Strain Relief | | | -RA = Right-angle | -K = (6.50 mm) .256" DIA Polyimide Film Pick & Place Pad (-SM only) |
| | | | -SM = Surface Mount | -TR = Tape & Reel |

SPECIFICATIONS

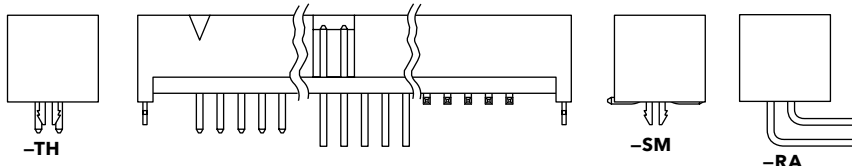
Insulator Material:
Black Liquid Crystal Polymer
Terminal Material:
Phosphor Bronze
Plating:
Sn or Au over
50 μ " (1.27 μ m) Ni
Operating Temp Range:
-55 °C to +125 °C



| TYPE STRIP | A |
|------------|---|
| SHF | No. of pins x (1.27) .050 + (6.35) .250 |
| ESHF | No. of pins x (1.27) .050 + (10.16) .400 |

PROCESSING

Lead-Free Solderable:
Yes
SMT Lead Coplanarity:
(0.10 mm) .004" max



| EHF | 1 | NO. PINS PER ROW | 01 | PLATING OPTION | D | TAIL OPTION | OTHER OPTION |
|-----|---|------------------|----|----------------|---|-------------|--------------|
|-----|---|------------------|----|----------------|---|-------------|--------------|

04, 05, 08, 10, 13, 17, 20, 25
(Standard sizes)

-F
= Gold flash on post,
Matte Tin on tail
-L
= 10 μ " (0.25 μ m)
Gold on post,
Matte Tin on tail

Leave blank for
Through-hole
version
-SM
= Surface Mount
-RA
= Right-angle

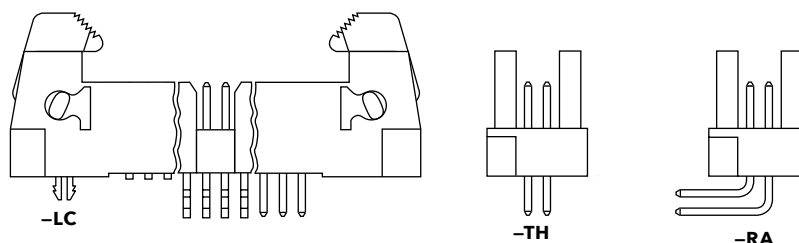
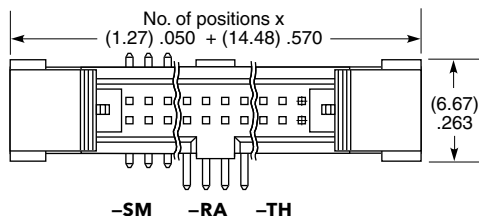
-XX
= Polarized Position
(-RA not available)
-LC
= Locking Clip
(-SM only)
(Manual placement required)

-K
= (7.50 mm) .295" DIA
Polyimide Film
Pick & Place Pad

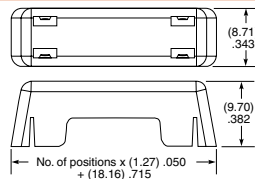
-P
= Pick & Place Pad
(-SM only)

-TR
= Tape & Reel
(-LC not available)

-FR
= Full Reel
Tape & Reel
(must order max.
quantity per reel;
contact Samtec for
quantity breaks)
(-LC not available)



EJECTOR HEADER CAP (Locks FFSD cable to EHF header)



ECF - **NO. PINS PER ROW**

05, 08, 10, 13, 17, 20, 25

Note:
Some lengths, styles and options are non-standard, non-returnable.

Mouser Electronics

Authorized Distributor

Click to View Pricing, Inventory, Delivery & Lifecycle Information:

[Samtec:](#)

[ESHF-125-01-F-D-SM-LC](#)