


RUGGED HIGH-SPEED STRIPS




NRZ	PAM 4
28 Gbps	56 Gbps

FEATURES & BENEFITS

Edge Rate® rugged high-speed connector strips are designed for high speed, high cycle applications, and enabled by Samtec's signal integrity-optimized Edge Rate® contact system.

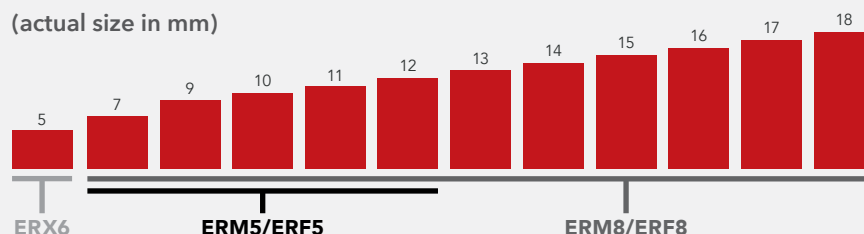
- Choice of 0.50 mm, 0.635 mm or 0.80 mm pitch
- 0.50 mm pitch system offers up to 40% PCB space savings vs. 0.80 mm pitch
- 0.635 mm pitch system with extremely slim 2.5 mm body width
- Rugged latching, locking and 360° shielding
- Up to 1.5 mm contact wipe; robust when "zippered" during unmating
- Compatible with UMPT/UMPS for power/signal flexibility

EDGE
RATE
CONTACT




Signal integrity-optimized Edge Rate® contact system reduces broadside coupling

EDGE RATE® STACK HEIGHT FLEXIBILITY (actual size in mm)



Sockets shown actual size with 40 total positions

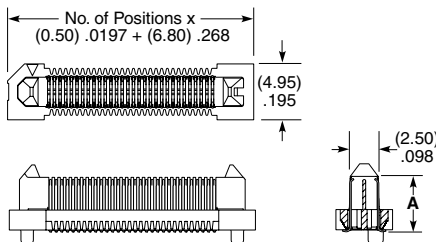



KEY SPECIFICATIONS

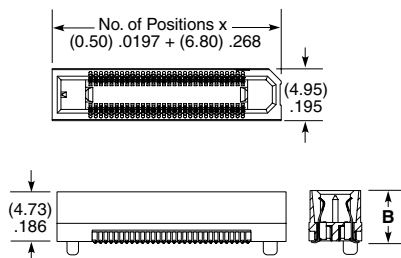
SERIES	PITCH	STACK HEIGHTS	TOTAL PINS / PAIRS	INSULATOR MATERIAL	TERMINAL MATERIAL	PLATING	OPERATING TEMP RANGE	LEAD-FREE SOLDERABLE
ERM5 / ERF5	0.50 mm	7-12 mm	20-150	Black LCP	Phosphor Bronze or BeCu (ERM5), BeCu (ERF5)	Au or Sn over 50 μ" (1.27 μm) Ni	-55 °C to +125 °C	Yes
ERM6 / ERF6	0.635 mm	5 mm	20-120		Copper Alloy			
ERM8 / ERF8	0.80 mm	7-18 mm	10-200		Phosphor Bronze or BeCu (ERM8), BeCu (ERF8)			

(0.50 mm) .0197" PITCH • RUGGED HIGH-SPEED STRIPS

SERIES	POSITIONS PER ROW	LEAD STYLE	PLATING OPTION	DV	PICK & PLACE PAD	"X"R
ERM5 Header	-010, -020, -030, -040, -050, -060, -070, -075	-02.0 = 2 mm Body Height (ERM5 only)	-L = 10 μ" (0.25 μm) Gold on contact, Matte Tin on Tail		(required in callout)	-TR = Tape & Reel
ERF5 Socket		-04.0 = 4 mm Body Height (ERM5 only)			-K = (3.50 mm) .138" DIA Polyimide Film Pick & Place Pad (ERM5 -04.0 -05.0 and Lead Style only)	-FR = Full Reel Tape & Reel (must order maximum quantity per reel; contact Samtec for quantity breaks)
		-05.0 = 5 mm Body Height			-P = Plastic Pick & Place Pad (ERM5 -02.0 Lead Style only; ERM5 -010 Positions and ERF5 Not Available)	
		-07.0 = 7 mm Body Height (ERF5 only & Available up to 50 Pos. only)				

ERM5
Board Mates:
ERF5


LEAD STYLE	A (ERM5)	B (ERF5)
-02.0	(4.84) .191	N/A
-04.0	(6.84) .269	N/A
-05.0	(7.84) .309	(4.91) .193
-07.0	N/A	(6.91) .272

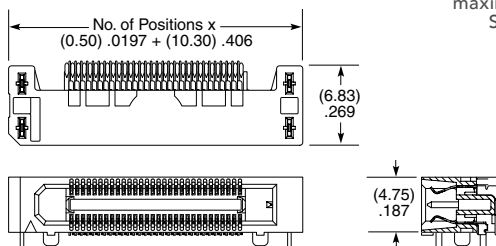
ERF5
Board Mates:
ERM5


MATED HEIGHT*		
ERM5 LEAD STYLE	ERF5 LEAD STYLE	
	-05.0	-07.0
-02.0	(7.00) .276	(9.00) .354
-04.0	(9.00) .354	(11.00) .433
-05.0	(10.00) .394	(12.00) .472

*Processing conditions will affect mated height.

View complete specifications at: samtec.com?ERM5 or samtec.com?ERF5

ERF5	POSITIONS PER ROW	01	PLATING OPTION	D	RA	"X"R
Right-Angle Socket	-010, -020, -030, -040, -050		-L = 10 μ" (0.25 μm) Gold on contact, Matte Tin on tail			-TR = Tape & Reel
ERF5-RA Board Mates: ERM5						-FR = Full Reel Tape & Reel (must order maximum quantity per reel; contact Samtec for quantity breaks)



Note:
Some lengths, styles and options are non-standard, non-returnable.

View complete specifications at: samtec.com?ERF5-RA

Mouser Electronics

Authorized Distributor

Click to View Pricing, Inventory, Delivery & Lifecycle Information:

Samtec:

[ERF5-040-07.0-S-DV-TR](#)