


SHROUDED IDC EJECTOR HEADERS

(2.54 mm) .100" PITCH • EJH SERIES



EJH

Mates:

IDSD (EJH-01 Required),
HCSD (EJH-02 Required)

SPECIFICATIONS

Insulator Material:

-01=Black LCP

-02=Natural LCP

Terminal Material:

Phosphor Bronze

Plating:

Sn or Au over 50 μ " (1.27 μ m) Ni

Operating Temp Range:

-55 °C to +125 °C

PROCESSING

Lead-Free Solderable:

Yes

SMT Lead Coplanarity:

(0.10 mm) .004" max

ALSO AVAILABLE

MOQ Required

Other sizes

Other platings

| EJH | 1 | NO. PINS PER ROW | LEAD STYLE | PLATING OPTION | D | TAIL OPTION | OTHER OPTION |
|-----|---|------------------|------------|----------------|---|-------------|--------------|
|-----|---|------------------|------------|----------------|---|-------------|--------------|

05, 07,
08, 10,
13, 15,
17, 20, 25
(Standard sizes)

-01
= Standard
(Mates to IDSD)

-02
= Extended
(Mates to HCSD)

-F
= Gold flash
on post,
Matte Tin
on tail

-L
= 10 μ "
(0.25 μ m)
Gold on post,
Matte Tin
on tail

-SM
= Surface
Mount

-TH
= Through-hole

-RA
= Right-angle

-“XX”
= Polarized
Position

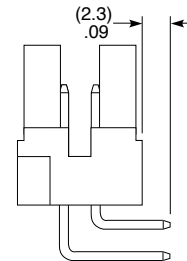
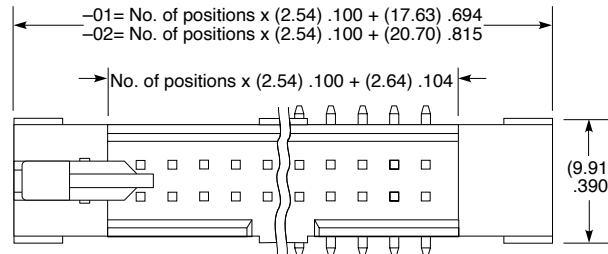
-LC
= Locking Clip
(-SM only)
(Manual
placement
required)

-K
= .475"
(12.00 mm)
DIA
Polyimide
Film Pick &
Place Pad
(-SM only)

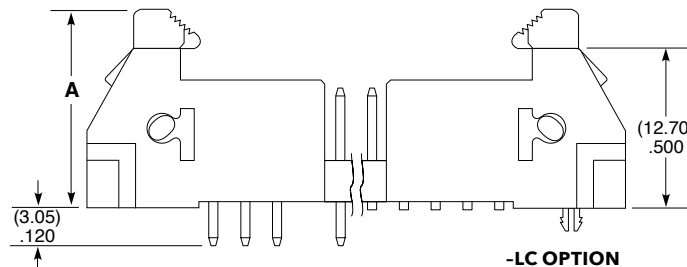
-P
= Pick &
Place Pad
(-SM only)

-TR
= Tape &
Reel
(-SM only)
(25 position
not available)

-FR
= Full Reel
Tape & Reel
(must order
max. quantity
per reel;
contact
Samtec for
quantity
breaks)
(-SM only)
(25 position
not available)



-RA OPTION



-LC OPTION

-TH OPTION

-SM OPTION

(Latch removed for clarity)

| LEAD STYLE | A |
|------------|--------------|
| -01 | (16.88) .665 |
| -02 | (17.39) .685 |

Note:

Some lengths, styles and
options are non-standard,
non-returnable.

Mouser Electronics

Authorized Distributor

Click to View Pricing, Inventory, Delivery & Lifecycle Information:

[Samtec:](#)

[EJH-105-01-L-D-RA-10](#) [EJH-105-02-L-D-RA-10](#) [EJH-120-02-F-D-SM-LC-P](#)