


# SHROUDED IDC HEADERS

(2.00 mm) .0787" PITCH • ETMM/EHT/EC2 SERIES



## ETMM

Mates:  
TCSD, TCMD

## EHT

Mates:  
TCSD

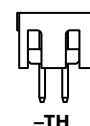
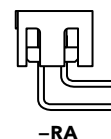
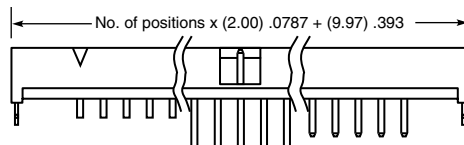

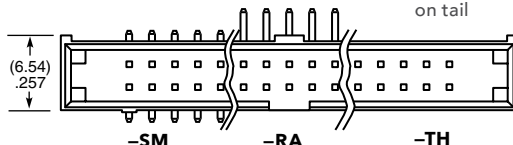
### SPECIFICATIONS

**Insulator Material:**  
Black Liquid Crystal Polymer  
**Terminal Material:**  
Phosphor Bronze  
**Plating:**  
Sn or Au over  
50  $\mu$ " (1.27  $\mu$ m) Ni  
**Operating Temp Range:**  
-55 °C to +125 °C

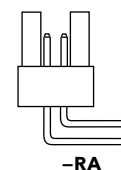
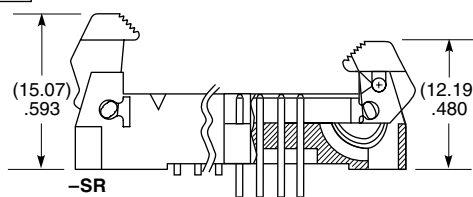
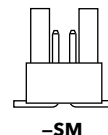
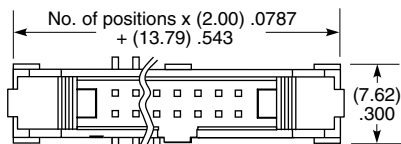
### PROCESSING

**Lead-Free Solderable:**  
Yes  
**SMT Lead Coplanarity:**  
EHT = (0.10 mm) .004" max  
ETMM = (0.13 mm) .005" max\*  
\*(.004" stencil solution  
may be available; contact  
ipg@samtec.com)

TYPE STRIP	1	NO. PINS PER ROW	02	PLATING OPTION	D	TAIL OPTION	OTHER OPTION
ETMM = Mates with TCSD and TCMD with Strain Relief		05, 08, 10, 12, 13, 15, 17, 20, 22, 25 (Standard sizes)		-F = Gold Flash on post, Matte Tin on tail  -L = 10 $\mu$ " (0.25 $\mu$ m) Gold on post, Matte Tin on tail		-TH = Through-hole  -RA = Right-angle  -SM = Surface Mount	-“XX” = Polarized Position  -LC = Locking Clip (N/A with -RA) (Manual placement required)  -K = (7.50 mm) .295" DIA Polyimide Film Pick & Place Pad (-SM only)  -TR = Tape & Reel (-SM only)  -FR = Full Reel Tape & Reel (must order max. quantity per reel; contact Samtec for quantity breaks) (-SM only)

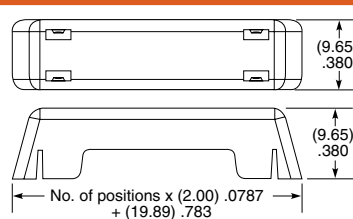


EHT	1	NO. PINS PER ROW	01	PLATING OPTION	D	TAIL OPTION	OTHER OPTION
		05, 08, 10, 12, 13, 15, 17, 20, 22, 25		-F = Gold flash on post, Matte Tin on tail  -L = 10 $\mu$ " (0.25 $\mu$ m) Gold on post, Matte Tin on tail		Leave blank for Through-hole  -RA = Right-angle  -SM = Surface Mount	-“XX” = Polarized Position  -SR = Strain Relief (Leave Blank for no strain relief)  -LC = Locking Clip (-SM only) (Manual placement required)  -K = (7.50 mm) .295" DIA Polyimide Film Pick & Place Pad (-SM only)  -P = Pick & Place Pad (-SM only)  -TR = Tape & Reel (-SM only)  -FR = Full Reel Tape & Reel (must order max. quantity per reel; contact Samtec for quantity breaks) (-SM only)



(Latch removed for clarity)

### EJECTOR HEADER CAP (Locks TCSD cable to EHT header)



No. of positions x (2.00) .0787 + (19.89) .783

EC2 - NO. PINS PER ROW

05, 08, 10, 12, 13, 15, 17, 20, 22, 25

**Note:**  
Some lengths, styles and options are non-standard, non-returnable.

# Mouser Electronics

Authorized Distributor

Click to View Pricing, Inventory, Delivery & Lifecycle Information:

[Samtec:](#)

[EHT-105-01-S-D-10](#)