


SHROUDED IDC HEADERS

(2.00 mm) .0787" PITCH • ETMM/EHT/EC2 SERIES



ETMM

Mates:
TCSD, TCMD

EHT

Mates:
TCSD

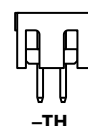
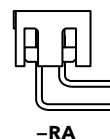
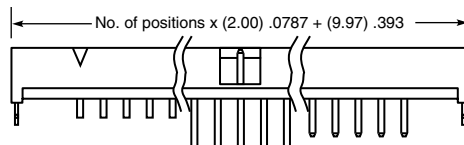

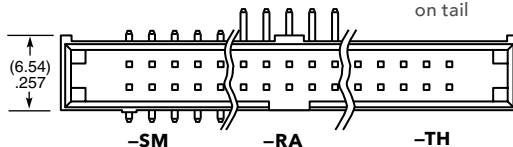
SPECIFICATIONS

Insulator Material:
Black Liquid Crystal Polymer
Terminal Material:
Phosphor Bronze
Plating:
Sn or Au over
50 μ " (1.27 μ m) Ni
Operating Temp Range:
-55 °C to +125 °C

PROCESSING

Lead-Free Solderable:
Yes
SMT Lead Coplanarity:
EHT = (0.10 mm) .004" max
ETMM = (0.13 mm) .005" max*
*(.004" stencil solution
may be available; contact
ipg@samtec.com)

TYPE STRIP	1	NO. PINS PER ROW	02	PLATING OPTION	D	TAIL OPTION	OTHER OPTION
ETMM = Mates with TCSD and TCMD with Strain Relief		05, 08, 10, 12, 13, 15, 17, 20, 22, 25 (Standard sizes)		-F = Gold Flash on post, Matte Tin on tail -L = 10 μ " (0.25 μ m) Gold on post, Matte Tin on tail		-TH = Through-hole -RA = Right-angle -SM = Surface Mount	-“XX” = Polarized Position -LC = Locking Clip (N/A with -RA) (Manual placement required) -K = (7.50 mm) .295" DIA Polyimide Film Pick & Place Pad (-SM only) -TR = Tape & Reel (-SM only) -FR = Full Reel Tape & Reel (must order max. quantity per reel; contact Samtec for quantity breaks) (-SM only)



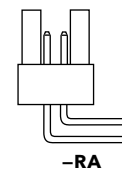
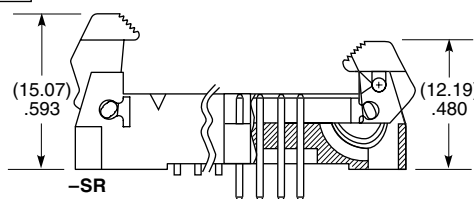
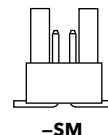
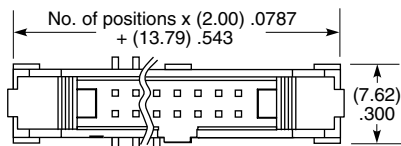
EHT	1	NO. PINS PER ROW	01	PLATING OPTION	D	TAIL OPTION	OTHER OPTION
		05, 08, 10, 12, 13, 15, 17, 20, 22, 25		-F = Gold flash on post, Matte Tin on tail -L = 10 μ " (0.25 μ m) Gold on post, Matte Tin on tail		Leave blank for Through-hole -RA = Right-angle -SM = Surface Mount	-“XX” = Polarized Position -SR = Strain Relief (Leave Blank for no strain relief) -LC = Locking Clip (-SM only) (Manual placement required) -K = (7.50 mm) .295" DIA Polyimide Film Pick & Place Pad (-SM only) -P = Pick & Place Pad (-SM only) -TR = Tape & Reel (-SM only) -FR = Full Reel Tape & Reel (must order max. quantity per reel; contact Samtec for quantity breaks) (-SM only)

EJECTOR HEADER CAP
(Locks TCSD cable to EHT header)

No. of positions x (2.00) .0787 + (19.89) .783

EC2 - NO. PINS PER ROW

05, 08, 10, 12, 13, 15, 17, 20, 22, 25



(Latch removed for clarity)

Note:
Some lengths, styles and options are non-standard, non-returnable.

Mouser Electronics

Authorized Distributor

Click to View Pricing, Inventory, Delivery & Lifecycle Information:

Samtec:

[EHT-113-01-F-D-SM-LC-K-TR](#)