


SHROUDED AND EJECTOR IDC HEADER

(1.27 mm) .050" PITCH • SHF/ESHF/EHF/ECF SERIES



SHF/ESHF

Mates:
FFSD, FFTP (SHF)

EHF

Mates:
FFSD*, FFTP

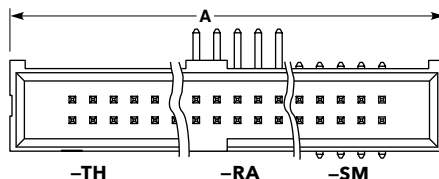
***Important Note:**
EHF will not mate to FFSD with strain relief (-SR option), see ESHF series.

SERIES	1	NO. PINS PER ROW	01	PLATING OPTION	D	TAIL OPTION	OTHER OPTION
--------	---	------------------	----	----------------	---	-------------	--------------

SHF = Mates with FFSD without Strain Relief	04, 05, 06, 08, 10, 11, 12, 13, 15, 17, 20, 25 (Standard sizes)	-L = 10 μ " (0.25 μ m) Gold on post, Matte Tin on tail	-TH = Through-hole	-LC = Locking Clip (Not available with -RA) (Manual placement required)
ESHF = Mates with FFSD with Strain Relief			-RA = Right-angle	-K = (6.50 mm) .256" DIA Polyimide Film Pick & Place Pad (-SM only)
			-SM = Surface Mount	-TR = Tape & Reel

SPECIFICATIONS

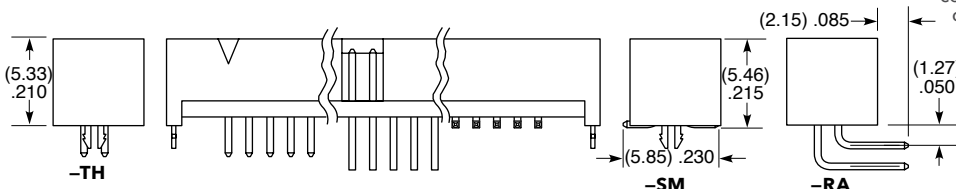
Insulator Material:
Black Liquid Crystal Polymer
Terminal Material:
Phosphor Bronze
Plating:
Sn or Au over 50 μ " (1.27 μ m) Ni
Operating Temp Range:
-55 °C to +125 °C



TYPE STRIP	A
SHF	No. of pins x (1.27) .050 + (6.35) .250
ESHF	No. of pins x (1.27) .050 + (10.16) .400

PROCESSING

Lead-Free Solderable:
Yes
SMT Lead Coplanarity:
(0.10 mm) .004" max



EHF	1	NO. PINS PER ROW	01	PLATING OPTION	D	TAIL OPTION	OTHER OPTION
-----	---	------------------	----	----------------	---	-------------	--------------

04, 05, 08, 10, 13, 17, 20, 25
(Standard sizes)

-F
= Gold flash on post, Matte Tin on tail

-L
= 10 μ " (0.25 μ m)
Gold on post, Matte Tin on tail

Leave blank for Through-hole version

-XX
= Polarized Position (-RA not available)

-SM
= Surface Mount

-RA
= Right-angle

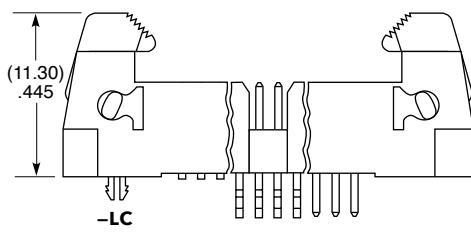
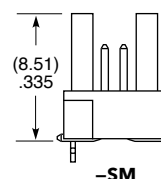
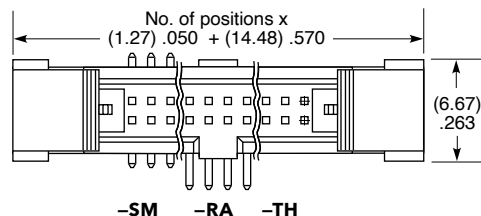
-LC
= Locking Clip (-SM only)
(Manual placement required)

-K
= (7.50 mm) .295" DIA Polyimide Film Pick & Place Pad

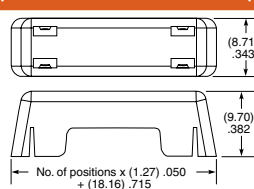
-P
= Pick & Place Pad (-SM only)

-TR
= Tape & Reel (-LC not available)

-FR
= Full Reel Tape & Reel (must order max. quantity per reel; contact Samtec for quantity breaks) (-LC not available)



EJECTOR HEADER CAP (Locks FFSD cable to EHF header)



ECF - **NO. PINS PER ROW**

05, 08, 10, 13, 17, 20, 25

Note:
Some lengths, styles and options are non-standard, non-returnable.

Mouser Electronics

Authorized Distributor

Click to View Pricing, Inventory, Delivery & Lifecycle Information:

[Samtec:](#)

[ESHF-104-01-S-D-SM](#) [ESHF-117-01-L-D-SM-LC-FR](#) [ESHF-117-01-L-D-SM-FR](#) [ESHF-113-01-L-D-SM-FR](#) [ESHF-107-01-S-D-TH-LC](#) [ESHF-105-01-F-D-RA-TR](#) [ESHF-110-01-S-D-SM-LC](#) [EHF-110-01-SM-D-SM](#) [EHF-125-01-S-D-SM-P-FR](#) [EHF-104-01-L-D-SM-LC-K](#) [EHF-110-01-F-D-SM-07-TR](#) [EHF-110-01-F-D-SM-07-FR](#) [EHF-113-01-L-D-SM-07-P](#) [EHF-113-01-L-D-SM-07-P-FR](#) [ESHF-117-01-L-D-SM-K-FR](#)