


# SHROUDED AND EJECTOR IDC HEADER

(1.27 mm) .050" PITCH • SHF/ESHF/EHF/ECF SERIES



## SHF/ESHF

**Mates:**  
FFSD, FFTP (SHF)

## EHF

**Mates:**  
FFSD\*, FFTP

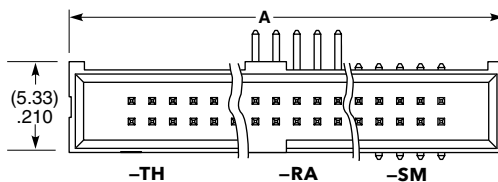
**\*Important Note:**  
EHF will not mate to FFSD with strain relief (-SR option), see ESHF series.

SERIES	1	NO. PINS PER ROW	01	PLATING OPTION	D	TAIL OPTION	OTHER OPTION
--------	---	------------------	----	----------------	---	-------------	--------------

<b>SHF</b> = Mates with FFSD without Strain Relief	<b>04, 05, 06, 08, 10, 11, 12, 13, 15, 17, 20, 25</b> (Standard sizes)	<b>-L</b> = 10 $\mu$ " (0.25 $\mu$ m) Gold on post, Matte Tin on tail	<b>-TH</b> = Through-hole	<b>-LC</b> = Locking Clip (Not available with -RA) (Manual placement required)
<b>ESHF</b> = Mates with FFSD with Strain Relief			<b>-RA</b> = Right-angle	<b>-K</b> = (6.50 mm) .256" DIA Polyimide Film Pick & Place Pad (-SM only)
			<b>-SM</b> = Surface Mount	<b>-TR</b> = Tape & Reel

## SPECIFICATIONS

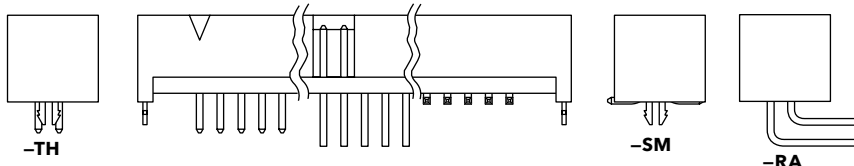
**Insulator Material:**  
Black Liquid Crystal Polymer  
**Terminal Material:**  
Phosphor Bronze  
**Plating:**  
Sn or Au over  
50  $\mu$ " (1.27  $\mu$ m) Ni  
**Operating Temp Range:**  
-55 °C to +125 °C



TYPE STRIP	A
SHF	No. of pins x (1.27) .050 + (6.35) .250
ESHF	No. of pins x (1.27) .050 + (10.16) .400

## PROCESSING

**Lead-Free Solderable:**  
Yes  
**SMT Lead Coplanarity:**  
(0.10 mm) .004" max



EHF	1	NO. PINS PER ROW	01	PLATING OPTION	D	TAIL OPTION	OTHER OPTION
-----	---	------------------	----	----------------	---	-------------	--------------

**04, 05, 08, 10, 13, 17, 20, 25**  
(Standard sizes)

**-F**  
= Gold flash on post,  
Matte Tin on tail  
**-L**  
= 10  $\mu$ " (0.25  $\mu$ m)  
Gold on post,  
Matte Tin on tail

Leave blank for  
Through-hole  
version  
**-SM**  
= Surface Mount  
**-RA**  
= Right-angle

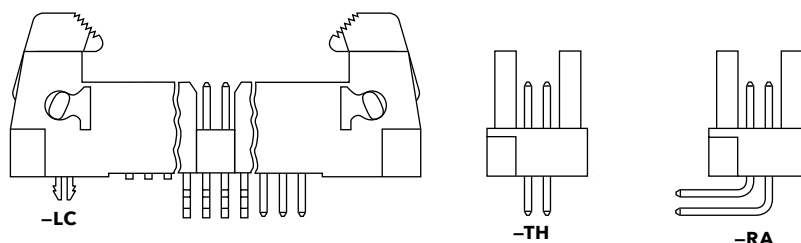
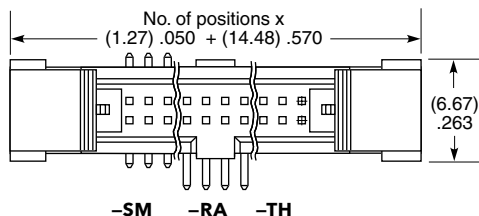
**-XX**  
= Polarized Position  
(-RA not available)  
**-LC**  
= Locking Clip  
(-SM only)  
(Manual placement required)

**-K**  
= (7.50 mm) .295" DIA  
Polyimide Film  
Pick & Place Pad

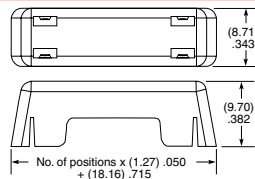
**-P**  
= Pick & Place Pad  
(-SM only)

**-TR**  
= Tape & Reel  
(-LC not available)

**-FR**  
= Full Reel  
Tape & Reel  
(must order max.  
quantity per reel;  
contact Samtec for  
quantity breaks)  
(-LC not available)



## EJECTOR HEADER CAP (Locks FFSD cable to EHF header)



**ECF** - **NO. PINS PER ROW**

**05, 08, 10, 13, 17, 20, 25**

**Note:**  
Some lengths, styles and options are non-standard, non-returnable.

[samtec.com?SHF](http://samtec.com?SHF), [samtec.com?ESHF](http://samtec.com?ESHF) or [samtec.com?EHF](http://samtec.com?EHF)

F-221 (Rev 01JUN21)

Unless otherwise approved in writing by Samtec, all parts and components are designed and built according to Samtec's specifications which are subject to change without notice.

# Mouser Electronics

Authorized Distributor

Click to View Pricing, Inventory, Delivery & Lifecycle Information:

[Samtec:](#)

[EHF-104-01-H-D-SM](#)