


# SHROUDED AND EJECTOR IDC HEADER

(1.27 mm) .050" PITCH • SHF/ESHF/EHF/ECF SERIES



## SHF/ESHF

**Mates:**  
FFSD, FFTP (SHF)

## EHF

**Mates:**  
FFSD\*, FFTP

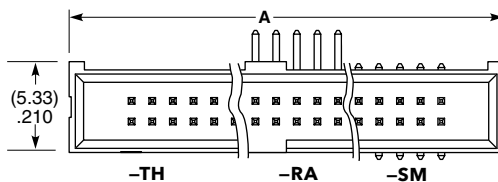
**\*Important Note:**  
EHF will not mate to FFSD with strain relief (-SR option), see ESHF series.

SERIES	1	NO. PINS PER ROW	01	PLATING OPTION	D	TAIL OPTION	OTHER OPTION
--------	---	------------------	----	----------------	---	-------------	--------------

SHF = Mates with FFSD without Strain Relief	04, 05, 06, 08, 10, 11, 12, 13, 15, 17, 20, 25 (Standard sizes)	-L = 10 $\mu$ " (0.25 $\mu$ m) Gold on post, Matte Tin on tail	-TH = Through-hole	-LC = Locking Clip (Not available with -RA) (Manual placement required)
ESHF = Mates with FFSD with Strain Relief			-RA = Right-angle	-K = (6.50 mm) .256" DIA Polyimide Film Pick & Place Pad (-SM only)
			-SM = Surface Mount	-TR = Tape & Reel
				-FR = Full Reel Tape & Reel (must order max. quantity per reel; contact Samtec for quantity breaks)

## SPECIFICATIONS

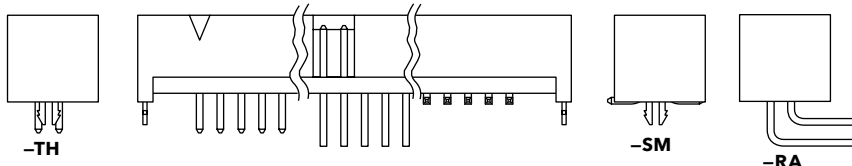
**Insulator Material:**  
Black Liquid Crystal Polymer  
**Terminal Material:**  
Phosphor Bronze  
**Plating:**  
Sn or Au over 50  $\mu$ " (1.27  $\mu$ m) Ni  
**Operating Temp Range:**  
-55 °C to +125 °C



TYPE STRIP	A
SHF	No. of pins x (1.27) .050 + (6.35) .250
ESHF	No. of pins x (1.27) .050 + (10.16) .400

## PROCESSING

**Lead-Free Solderable:**  
Yes  
**SMT Lead Coplanarity:**  
(0.10 mm) .004" max



EHF	1	NO. PINS PER ROW	01	PLATING OPTION	D	TAIL OPTION	OTHER OPTION
-----	---	------------------	----	----------------	---	-------------	--------------

04, 05, 08, 10, 13, 17, 20, 25  
(Standard sizes)

-F  
= Gold flash on post,  
Matte Tin on tail

-L  
= 10  $\mu$ " (0.25  $\mu$ m)  
Gold on post,  
Matte Tin on tail

Leave blank for Through-hole version

-XX  
= Polarized Position  
(-RA not available)

-SM  
= Surface Mount

-LC  
= Locking Clip  
(-SM only)  
(Manual placement required)

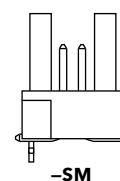
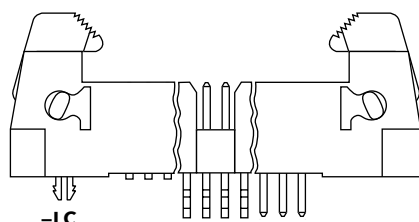
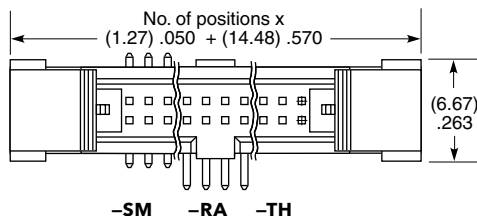
-RA  
= Right-angle

-K  
= (7.50 mm) .295" DIA  
Polyimide Film  
Pick & Place Pad

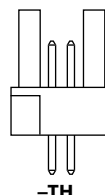
-P  
= Pick & Place Pad  
(-SM only)

-TR  
= Tape & Reel  
(-LC not available)

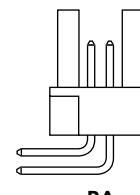
-FR  
= Full Reel  
Tape & Reel  
(must order max. quantity per reel; contact Samtec for quantity breaks)  
(-LC not available)



-SM

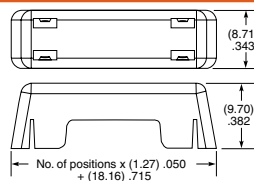


-TH



-RA

## EJECTOR HEADER CAP (Locks FFSD cable to EHF header)



ECF - NO. PINS PER ROW

05, 08, 10, 13, 17, 20, 25

**Note:**  
Some lengths, styles and options are non-standard, non-returnable.

# Mouser Electronics

Authorized Distributor

Click to View Pricing, Inventory, Delivery & Lifecycle Information:

[Samtec:](#)

[EHF-104-01-F-D-05](#)