


SHROUDED AND EJECTOR IDC HEADER

(1.27 mm) .050" PITCH • SHF/ESHF/EHF/ECF SERIES



SHF/ESHF

Mates:
FFSD, FFTP (SHF)

EHF

Mates:
FFSD*, FFTP

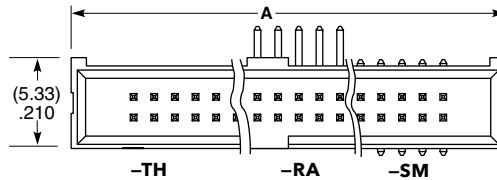
***Important Note:**
EHF will not mate to FFSD with strain relief (-SR option), see ESHF series.

SERIES	1	NO. PINS PER ROW	01	PLATING OPTION	D	TAIL OPTION	OTHER OPTION
--------	---	------------------	----	----------------	---	-------------	--------------

SHF = Mates with FFSD without Strain Relief	04, 05, 06, 08, 10, 11, 12, 13, 15, 17, 20, 25 (Standard sizes)	-L = 10 μ " (0.25 μ m) Gold on post, Matte Tin on tail	-TH = Through-hole	-LC = Locking Clip (Not available with -RA) (Manual placement required)
ESHF = Mates with FFSD with Strain Relief			-RA = Right-angle	-K = (6.50 mm) .256" DIA Polyimide Film Pick & Place Pad (-SM only)
			-SM = Surface Mount	-TR = Tape & Reel

SPECIFICATIONS

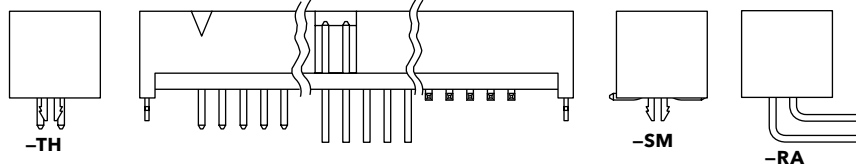
Insulator Material:
Black Liquid Crystal Polymer
Terminal Material:
Phosphor Bronze
Plating:
Sn or Au over
50 μ " (1.27 μ m) Ni
Operating Temp Range:
-55 °C to +125 °C



TYPE STRIP	A
SHF	No. of pins x (1.27) .050 + (6.35) .250
ESHF	No. of pins x (1.27) .050 + (10.16) .400

PROCESSING

Lead-Free Solderable:
Yes
SMT Lead Coplanarity:
(0.10 mm) .004" max



EHF	1	NO. PINS PER ROW	01	PLATING OPTION	D	TAIL OPTION	OTHER OPTION
-----	---	------------------	----	----------------	---	-------------	--------------

04, 05, 08, 10, 13, 17, 20, 25
(Standard sizes)

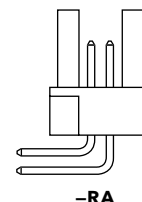
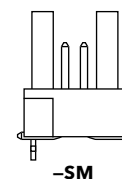
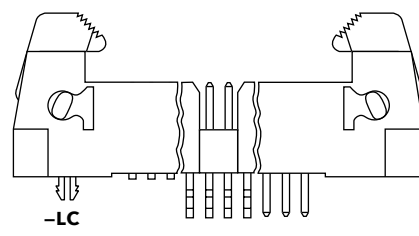
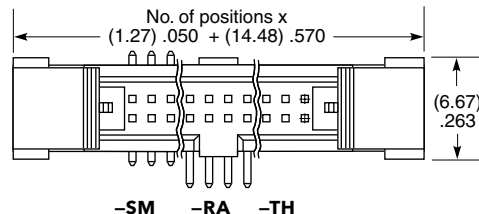
-F
= Gold flash on post,
Matte Tin on tail
-L
= 10 μ " (0.25 μ m)
Gold on post,
Matte Tin on tail

Leave blank for
Through-hole
version
-SM
= Surface Mount
-RA
= Right-angle

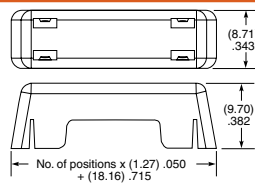
-XX
= Polarized Position
(-RA not available)
-LC
= Locking Clip
(-SM only)
(Manual placement required)

-K
= (7.50 mm) .295" DIA
Polyimide Film
Pick & Place Pad
-P
= Pick & Place Pad
(-SM only)
-TR
= Tape & Reel
(-LC not available)

-FR
= Full Reel
Tape & Reel
(must order max.
quantity per reel;
contact Samtec for
quantity breaks)
(-LC not available)



EJECTOR HEADER CAP (Locks FFSD cable to EHF header)



ECF - **NO. PINS PER ROW**

05, 08, 10, 13, 17, 20, 25

Note:
Some lengths, styles and options are non-standard, non-returnable.

samtec.com?SHF, samtec.com?ESHF or samtec.com?EHF

F-221 (Rev 01JUN21)

Unless otherwise approved in writing by Samtec, all parts and components are designed and built according to Samtec's specifications which are subject to change without notice.

Mouser Electronics

Authorized Distributor

Click to View Pricing, Inventory, Delivery & Lifecycle Information:

[Samtec:](#)

[EHF-110-01-S-D-SM-K-TR](#)