


RUGGED RELIABLE MICRO SOCKETS

(1.00 mm) .0394" PITCH • CLM/MLE SERIES



CLM

Mates:

FTM, FTMH, MW

MLE

Mates:

FTM, FTMH, MW

SPECIFICATIONS

Insulator Material: Black LCP

Contact Material:

CLM: Phosphor Bronze

MLE: BeCu

Plating:

CLM: Au or Sn over

50 μ " (1.27 μ m) Ni

MLE: Au over 10 μ " (0.25 μ m) Ni

Current Rating (CLM/FTM):

3.1 A per pin

(2 pins powered)

Current Rating (MLE/FTM):

2.9 A per pin (2 pins powered)

Operating Temp Range:

-55 $^{\circ}$ C to +125 $^{\circ}$ C

Max Cycles:

CLM: 100 with 10 μ " (0.25 μ m) Au

Voltage Rating:

CLM: 270 VAC

MLE: 310 VAC

Insertion Depth:

CLM:

Top Entry = (1.40 mm) .055" min.,

Bottom Entry =

(2.41 mm) .095" min.

(Add board thickness for

correct post OAL)

MLE:

(1.63 mm) .064" to

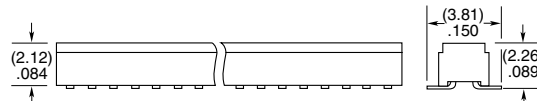
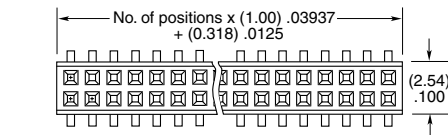
(3.18 mm) .125" with

(0.38 mm) .015" wiper,

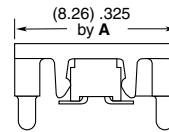
pass-through, or (2.44 mm) .096"

minimum for bottom entry

**TIGER
CLAW
CONTACT**



PIN/ROW	A
04-15	(3.56) .140
16-50	(7.11) .280

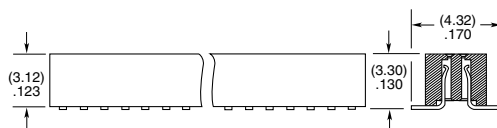
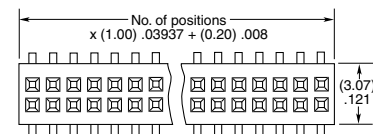


-PA



-P

**TIGER
BEAM
CONTACT**



-G
= 10 μ "
(0.25 μ m)
Gold



-P



-A

PROCESSING

Lead-Free Solderable:

Yes

SMT Lead Coplanarity:

(0.10 mm) .004" max (02-25)

(0.15 mm) .006" max (26-50)*

*(.004" stencil solution

may be available; contact

ipg@samtec.com)

ALSO AVAILABLE

MOQ Required

Alignment pin

Other Gold plating options



Note:
Some lengths, styles and
options are non-standard,
non-returnable.

CLM - 1 NO. PINS PER ROW - 02 - PLATING OPTION - D - OPTIONS

02 thru 50

-F

= Gold flash on
contact,
Matte Tin on tail

-L

= 10 μ " (0.25 μ m)
Gold on contact,
Matte Tin on tail

-BE

= Bottom Entry
(Required for bottom entry)

-K

= (3.50 mm) .138" DIA
Polyimide film
Pick & Place Pad
(7 positions minimum)

-P

= Pick & Place Pad
(7 positions minimum)

-PA

= Pick & Place Pad with
integral Alignment Pin

-TR

= Tape & Reel

-FR

= Full Reel Tape & Reel
(must order maximum
quantity per reel;
contact Samtec for
quantity breaks)

MLE - 1 NO. PINS PER ROW - 01 - PLATING OPTION - DV - OPTIONS

02 thru 50

-G

= 10 μ "
(0.25 μ m)
Gold

-A

= Alignment Pin
(3 positions minimum)
Metal or plastic
at Samtec discretion

-K

= (4.00 mm) .1575" DIA
Polyimide film
Pick & Place Pad
(5 positions minimum)

-P

= Metal Pick & Place Pad
(5 positions minimum)

-TR

= Tape & Reel

-FR

= Full Reel Tape & Reel
(must order maximum
quantity per reel;
contact Samtec for
quantity breaks)

Mouser Electronics

Authorized Distributor

Click to View Pricing, Inventory, Delivery & Lifecycle Information:

[Samtec:](#)

[CLM-114-02-FM-D-P](#)