


HTST-08-01-L-DV



ISSM-05



ISDM-15

CC83L-2426-L



(2.54 mm) .100"

ISSM, ISDM, CC83L, CC83R, TST, HTST SERIES

DISCRETE WIRE COMPONENTS & TOOLING

SPECIFICATIONS

For complete specifications
www.samtec.com?ISSM,
www.samtec.com?ISDM
www.samtec.com?CC83R
or www.samtec.com?CC83L

TOOLING

- Hand tool:
CAT-HT-383-2426-13
- Mini Applicator:
CAT-MA-383-2426-XX-01
- Extraction Tool:
CAT-EX-74-01

TYPE

POSITIONS PER ROW

OPTION

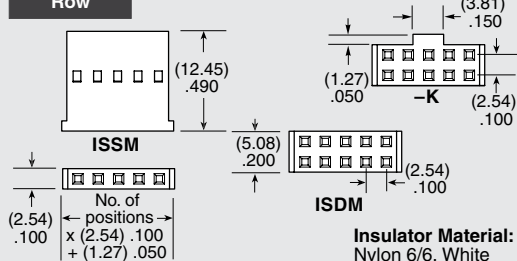
ISSM
= Single Row

ISDM
= Double Row

–02, –05,
–10, –15, –20
(Standard sizes)

Leave blank for no polarization

–K
= Keyed Polarization
(For TSS/HTSS/ZSS,
TST/HTST/ZST)



TYPE

WIRE GAUGE

PLATING OPTION

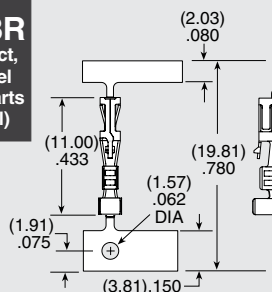
CC83L
= Contact, Loose

CC83R
= Contact, Full Reel
(7,000 Parts per reel)

–2426
= 24, 26 AWG

–F
= Gold flash on contact,
Matte Tin on tail

–L
= 10 μ" (0.25 μm)
Gold on contact,
Matte Tin on tail



Mates with:
IDSD, SMSD

SPECIFICATIONS

For complete specifications
www.samtec.com?TST or
www.samtec.com?HTST

Insulator Material:

Black Glass Filled

Polyester (TST)

Natural PCT (HTST)

Terminal Material:

Phosphor Bronze

Plating:

Au or Sn over

50 μ" (1.27 μm) Ni

RoHS Compliant: Yes

RECOGNITIONS

For complete scope of
recognitions see
www.samtec.com/quality



OTHER SOLUTIONS

- For other mates also
see TSW, HTSW, TSM,
MTSW, HMTSW, PHT,
TLW, MTLW, DW, EW,
ZW, HW, TSSH, TSS,
HTSS, ZSS, ZST

TYPE STRIP

1

NO. PINS PER ROW

LEAD STYLE

PLATING OPTION

ROW OPTION

TST
= Cable Strip

HTST
= High Temp
Cable Strip

05, 07, 08, 10,
12, 13, 15, 17,
20, 25, 32, 36
(Standard sizes)

Specify
LEAD
STYLE
from
chart.

–F
= Gold flash on post,
Matte Tin on tail
(Not available on –DV)

–L
= 10 μ" (0.25 μm)
Gold on post,
Matte Tin on tail

–T
= Matte Tin

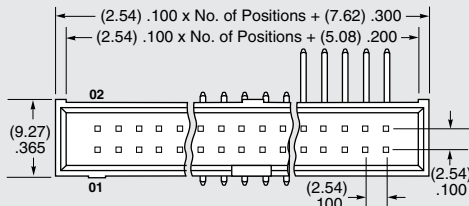
–D
= Double Row
Through-hole
(lead style –01,
–02 & –03 only)

–DV
= Double Row
Surface Mount
(lead style
–01 only)
(HTST only)

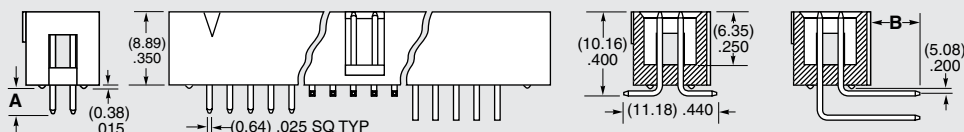
–D–RA
= Double Row
Right-angle
(lead style –04
& –05 only)

Note: Some lengths, styles
and options are non-standard,
non-returnable.

LEAD STYLE	T/H (A)
–01	(2.92) .115
–02	(4.19) .165
–03	(14.35) .565



LEAD STYLE	RIGHT ANGLE (B)
–04	(3.30) .130
–05	(5.84) .230



Due to technical progress, all designs, specifications and components are subject to change without notice.

WWW.SAMTEC.COM

All parts within this catalog are built to Samtec's specifications.
Customer specific requirements must be approved by Samtec and identified in a Samtec customer-specific drawing to apply.

Mouser Electronics

Authorized Distributor

Click to View Pricing, Inventory, Delivery & Lifecycle Information:

[Samtec:](#)

[CC83R-2426-F](#) [CC83R-2426-L](#)