
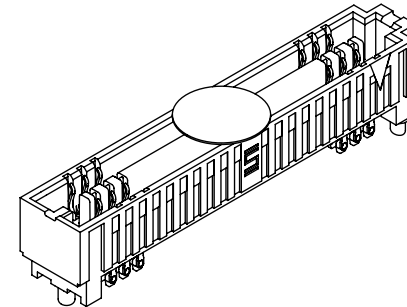
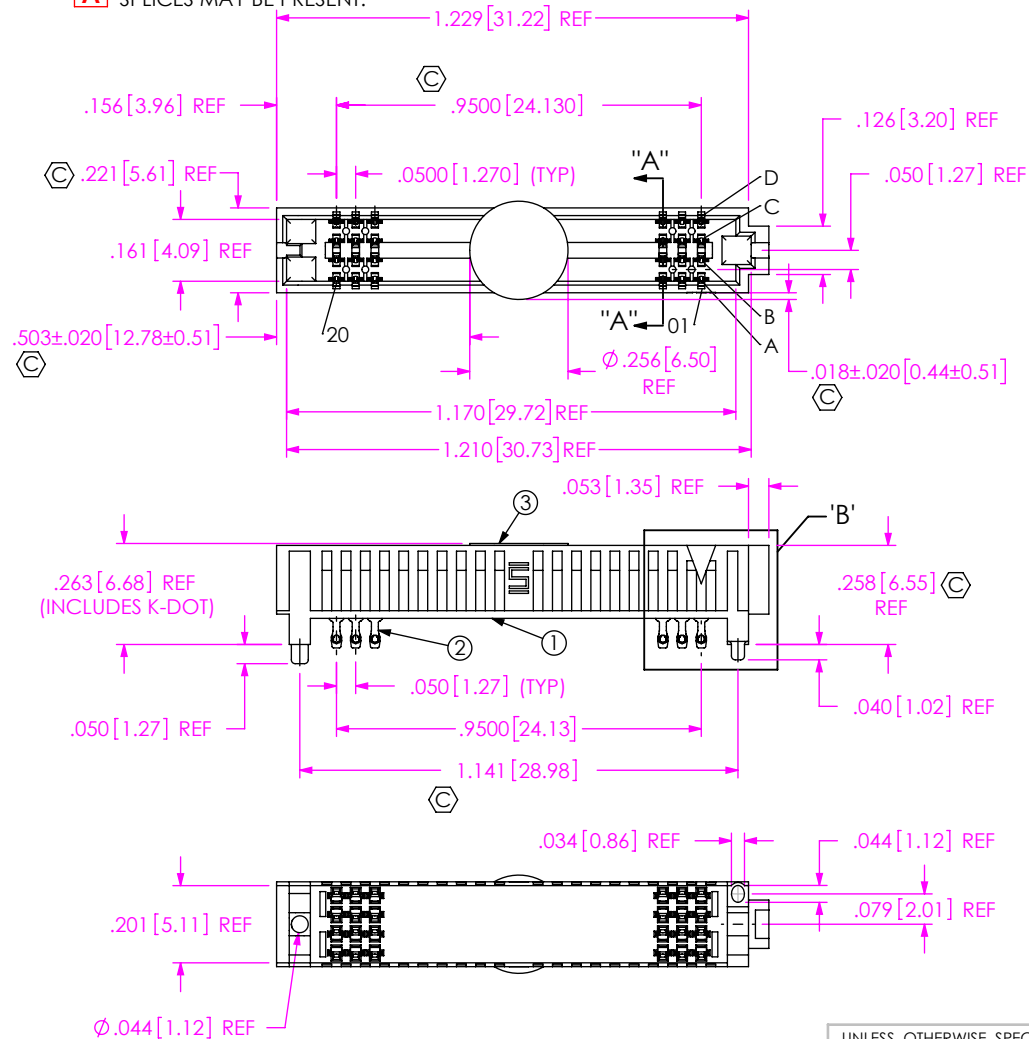


DO NOT
SCALE FROM
THIS PRINT

NOTES:

1. VITA 57.4 CONNECTOR NOT AVAILABLE AS STANDARD.
2.  REPRESENTS A CRITICAL DIMENSION.
3. MINIMUM PUSHOUT FORCE: .50 LBS.
4. DIMENSION C10 MUST BE MEASURED USING INSPECTION FIXTURE AT-1817-836-1 FOR 4 ROW, USE CO-AU-WI-2003-M FOR PROCESS.
5. MAXIMUM ROW TO ROW VARIATION .003[0.08], MEASURED FIRST & LAST POSITIONS ONLY, ALL ROWS.
6. PARTS TO BE PACKAGED IN TRAYS.
ATTACH LABEL "SEAX-0001" TO EACH TRAY PACKAGE.
7. FOR QUANTITIES UP TO 49 PIECES, NO LEADER, TRAILER, OR REEL WILL BE SUPPLIED.
FOR QUANTITIES 50-124, NO LEADER OR TRAILER WILL BE SUPPLIED
SPICES MAY BE PRESENT.

UNLESS OTHERWISE SPECIFIED,
DIMENSIONS ARE IN INCHES.

TOLERANCES ARE:

DECIMALS

ANGLES

.XX: $\pm .01$ [0.3]

2°

.XXX: $\pm .005$ [0.13].XXXX: $\pm .0020$ [0.051]

* PROPRIETARY NOTE *

THIS DOCUMENT CONTAINS CONFIDENTIAL AND PROPRIETARY INFORMATION AND ALL DESIGN, MANUFACTURING, REPRODUCTION, USE, PATENT RIGHTS AND SALES RIGHTS ARE EXPRESSLY RESERVED BY SAMTEC, INC. THIS DOCUMENT SHALL NOT BE DISCLOSED, IN WHOLE OR PART, TO ANY UNAUTHORIZED PERSON OR ENTITY NOR REPRODUCED, TRANSFERRED OR INCORPORATED IN ANY OTHER PROJECT IN ANY MANNER WITHOUT THE EXPRESS WRITTEN CONSENT OF SAMTEC, INC.


DO NOT SCALE DRAWING

SHEET SCALE: 2:1

PLATING:

CONTACT AREA: .000030 GOLD OVER .000050 NICKEL
REMAINDER: .000200 REF TIN/LEAD (90% TIN/10 % LEAD)

OVER .000050 NICKEL

SOLDER COMPOSITION: 63% TIN/37% LEAD CHARGE TAIL 

F:\dwg\misc\mktg\ASP-208574-01-MKT.SLDDRW



520 PARK EAST BLVD. NEW ALBANY, IN 47150
PHONE: 812-944-6733 FAX: 812-948-5047
e-Mail: info@SAMTEC.com code: 55322

DESCRIPTION:

MODIFIED.050 SOCKET ARRAY ASSEMBLY

DWG. NO.

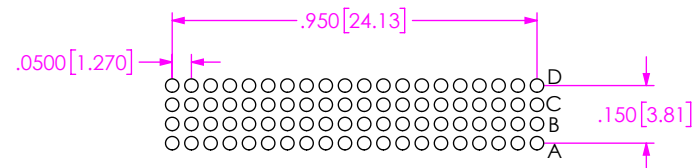
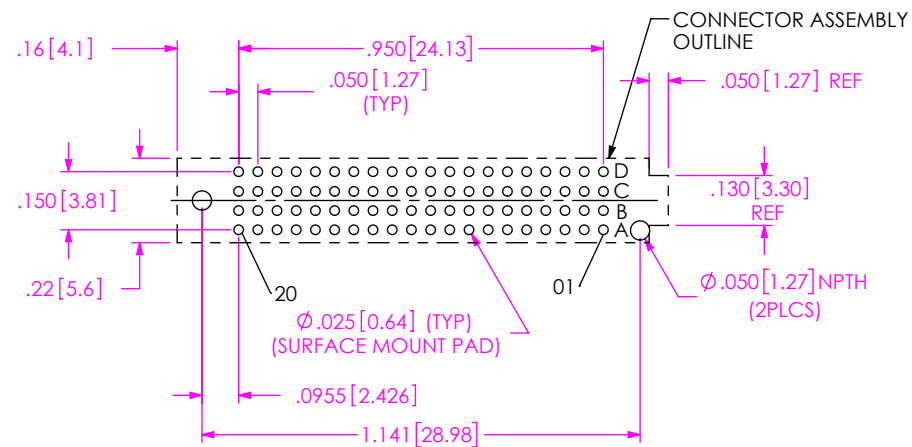
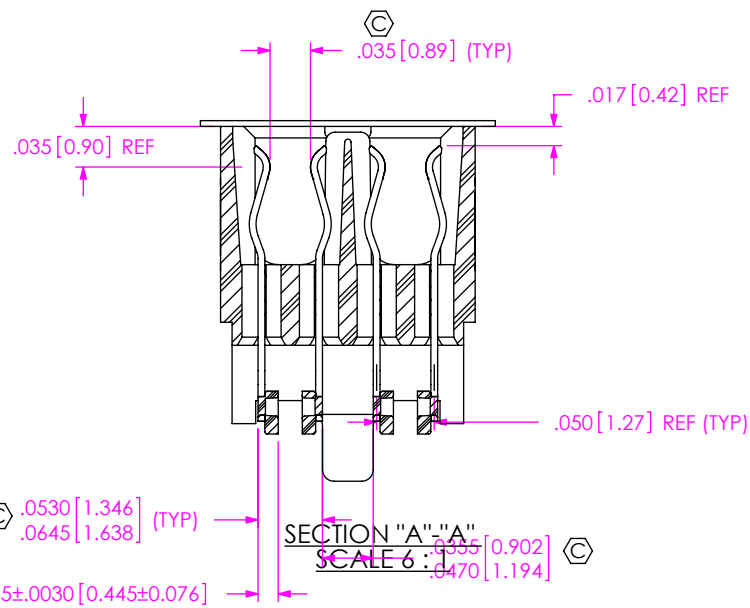
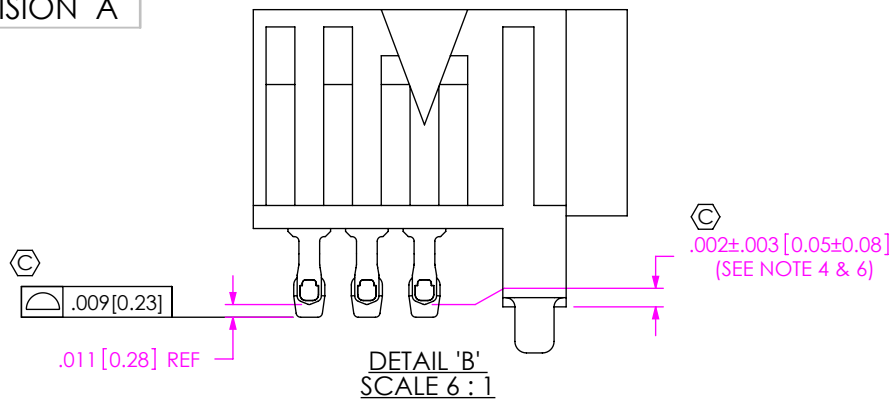
ASP-208574-01

BY: ANDRES

10/17/2018

SHEET 1 OF 2

ITEM NO.	PART NUMBER	QUANTITY	MATERIAL
1	SEAF-20-06.5-04-A	1.0000	VECTRA 473i, COLOR: BLACK
2	NEW-SUB-C-209-06.5-STL-1	80.000	BRUSH ALLOY 390 HT/LEADED SOLDER
3	K-DOT-.256-.375-.005	1.0000	POLYIMIDE FILM
4	TY-SEAF036-20-6.5-4-TR	.01538	ANTI-STATIC BLACK HIPS



PROPRIETARY NOTE

THIS DOCUMENT CONTAINS CONFIDENTIAL AND PROPRIETARY INFORMATION AND ALL DESIGN, MANUFACTURING, REPRODUCTION, USE, PATENT RIGHTS AND SALES RIGHTS ARE EXPRESSLY RESERVED BY SAMTEC, INC. THIS DOCUMENT SHALL NOT BE DISCLOSED, IN WHOLE OR PART, TO ANY UNAUTHORIZED PERSON OR ENTITY NOR REPRODUCED, TRANSFERRED OR INCORPORATED IN ANY OTHER PROJECT IN ANY MANNER WITHOUT THE EXPRESS WRITTEN CONSENT OF SAMTEC, INC.

SHEET SCALE: 1.5:1



520 PARK EAST BLVD, NEW ALBANY, IN 47150
PHONE: 812-944-6733 FAX: 812-948-5047
e-Mail: info@SAMTEC.com code: 55322

DESCRIPTION:
MODIFIED .050 SOCKET ARRAY ASSEMBLY

DWG. NO.
ASP-208574-01

BY: ANDRES 10/17/2018 SHEET 2 OF 2

Mouser Electronics

Authorized Distributor

Click to View Pricing, Inventory, Delivery & Lifecycle Information:

[Samtec:](#)

[ASP-208574-01](#)