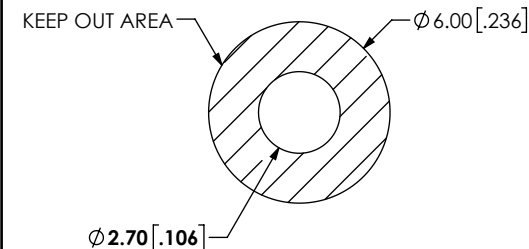
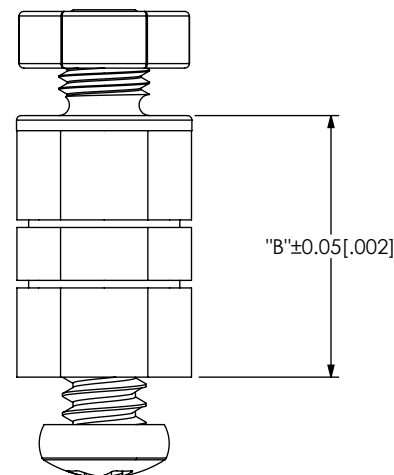
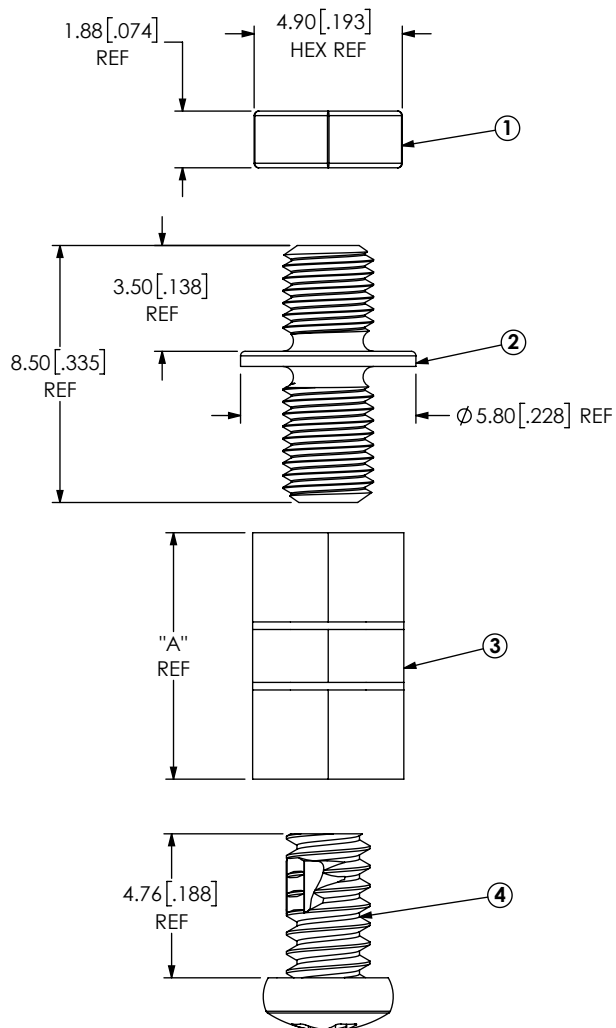


DO NOT  
SCALE FROM  
THIS PRINT

1. CUSTOM JSOM FOR VITA MEZZANINE APPLICATIONS.
2. REPRESENTS A CRITICAL DIMENSION.
3. STANDOFFS TO BE USED WITH 1.50[.059]MIN THICK BOARDS.
4. STANDOFFS ARE DESIGNED 0.15MM LONGER THAN CONNECTOR STACK HEIGHTS TO ALLOW FOR PROCESSING VARIABLES.
5. TORQUE TO 2.5 – 3.5 IN\*lbs TO SECURE FASTENER IN A STATIC ENVIRONMENT ASSUMING RECOMMENDED BOARD TO BOARD DISTANCES ARE ACHIEVED WITHOUT DAMAGE TO THE PCB, HARDWARE OR OTHER COMPONENTS.
6. PLACE COMPONENTS IN SEPARATE BAGS WITH LABEL ON EACH BAG SHOWING COMPONENT CALLOUT ONLY.

## BOARD STACK HEIGHT

- 01: 8.650 (WITH THREAD LOCKING SCREW)
- 02: 10.150 (WITH THREAD LOCKING SCREW)
- 03: 12.150 (WITH THREAD LOCKING SCREW)
- 04: 8.650 (WITHOUT THREAD LOCKING SCREW)
- 05: 10.150 (WITHOUT THREAD LOCKING SCREW)
- 06: 12.150 (WITHOUT THREAD LOCKING SCREW)
- 07: 10.150 (WITHOUT THREAD LOCKING SCREW)



## RECOMMENDED BOARD CUTOUT

| TABLE 1    |                 |                 |       |       |
|------------|-----------------|-----------------|-------|-------|
| LEAD STYLE | ASP-198473-XX-B | ASP-198475-XX-C | "A"   | "B"   |
| -01        | ASP-198473-01-B | ASP-198475-01-C | 8.15  | 8.65  |
| -02        | ASP-198473-02-B | ASP-198475-01-C | 9.65  | 10.15 |
| -03        | ASP-198473-03-B | ASP-198475-01-C | 11.65 | 12.15 |
| -04        | ASP-198473-01-B | ASP-198475-02-C | 8.15  | 8.65  |
| -05        | ASP-198473-02-B | ASP-198475-02-C | 9.65  | 10.15 |
| -06        | ASP-198473-03-B | ASP-198475-02-C | 11.65 | 12.15 |
| -07        | ASP-198473-02-B | N/A             | 9.65  | 10.15 |

BY SIGNING THIS DOCUMENT  
YOU ARE ACCEPTING THE  
CONDITIONS SET WITHIN.  
YOUR REQUIREMENTS MUST BE  
LISTED WITHIN THIS DRAWING.  
WHERE NO DIRECTION FROM THE  
CUSTOMER IS IDENTIFIED  
SAMTEC'S PROCESS  
REQUIREMENTS WILL BE USED.

DATE:

COMPANY:

CUSTOMER SIGNATURE:

PRINTED NAME:

PHONE No.:

EXCEPTIONS:

UNLESS OTHERWISE SPECIFIED,  
DIMENSIONS ARE IN MILLIMETERS.

TOLERANCES ARE:

|                       |        |
|-----------------------|--------|
| DECIMALS              | ANGLES |
| X.X: ±0.3 [.01]       | 2°     |
| X.XX: ±0.13 [.005]    |        |
| X.XXX: ±0.051 [.0020] |        |

## \* PROPRIETARY NOTE \*

THIS DOCUMENT CONTAINS CONFIDENTIAL AND  
PROPRIETARY INFORMATION AND ALL DESIGN,  
MANUFACTURING, REPRODUCTION, USE, PATENT RIGHTS  
AND SALES RIGHTS ARE EXPRESSLY RESERVED BY SAMTEC,  
INC. THIS DOCUMENT SHALL NOT BE DISCLOSED, IN WHOLE  
OR PART, TO ANY UNAUTHORIZED PERSON OR ENTITY NOR  
REPRODUCED, TRANSFERRED OR INCORPORATED IN ANY  
OTHER PROJECT IN ANY MANNER WITHOUT THE EXPRESS  
WRITTEN CONSENT OF SAMTEC, INC.

DO NOT SCALE DRAWING

SHEET SCALE: 4:1

DESCRIPTION:

M2.5 MICRO JACK SCREW STAND-OFF

DWG. NO.

ASP-198471-XX

BY: JESSIE W

3/17/2017

SHEET 1 OF 1

C:\EnterpriseVault\DWG\MISC\MKTG\ASP-198471-XX-MKT.SLDDRW

**samtec**

520 PARK EAST BLVD, NEW ALBANY, IN 47150  
PHONE: 812-944-6733 FAX: 812-948-5047  
e-Mail: info@SAMTEC.com code 55322

# Mouser Electronics

Authorized Distributor

Click to View Pricing, Inventory, Delivery & Lifecycle Information:

[Samtec:](#)

[ASP-198471-05](#)