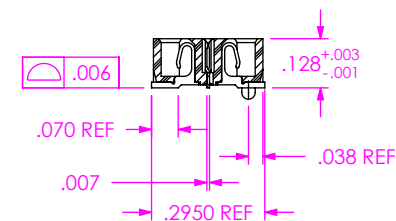
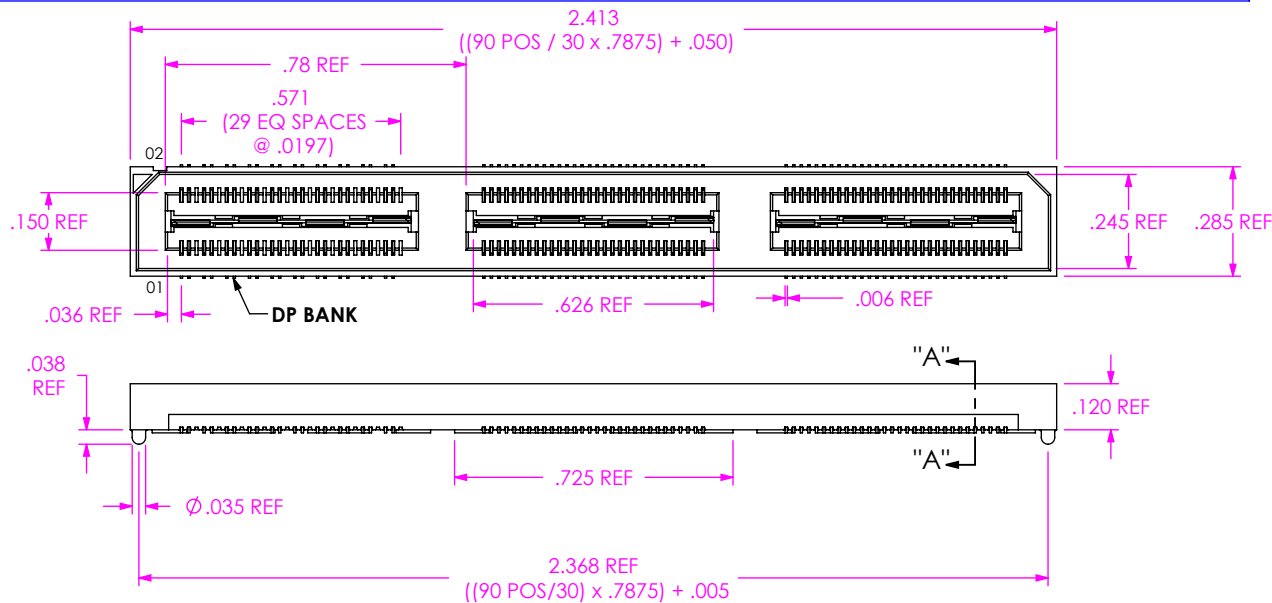
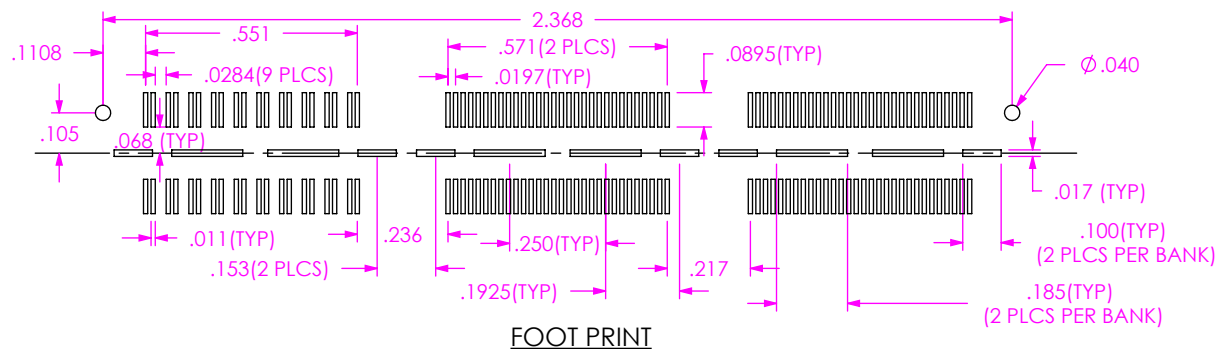
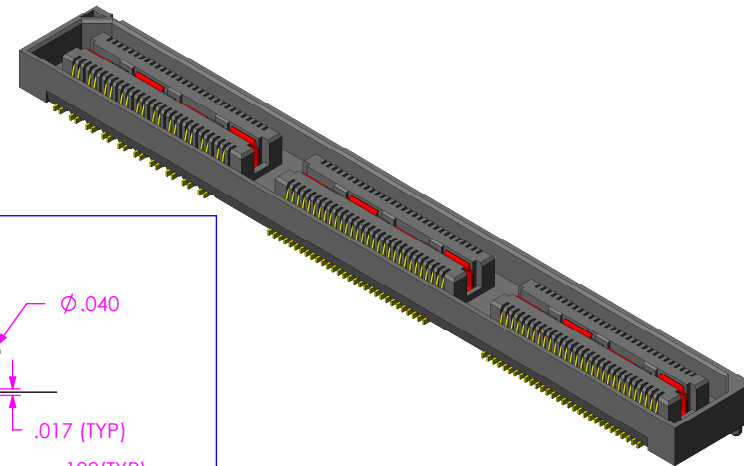


DO NOT
SCALE FROM
THIS PRINT

NOTES:

1. **BANK 1 IS DIFFERENTIAL PAIR, BANK 2 & 3 ARE SINGLE ENDED.**
2. REPRESENTS A CRITICAL DIMENSION.
3. MINIMUM GROUND PLANE & CONTACT RETENTION: 8 OZ.
4. MAXIMUM BURR ALLOWANCE: .0015.
5. MAXIMUM HEIGHT VARIANCE OF .002 APPLIES TO SIGNAL OR GROUNDS INDEPENDENT OF THE GROUND OR SIGNAL PINS RESPECTIVELY.
6. GROUND PLANE PRESS HEIGHT MUST BE .003 LESS THAN THE MAX HEIGHT OR .002 GREATER THAN THE MINIMUM HEIGHT OF SIGNAL PIN.
7. PARTS TO BE PACKAGED IN TRAYS.



SECTION "A"-A"
SCALE 2 : 1

UNLESS OTHERWISE SPECIFIED,
DIMENSIONS ARE IN INCHES.

TOLERANCES ARE:

DECIMALS

.XX: $\pm .01$ [.3]

.XXX: $\pm .005$ [.13]

.XXXX: $\pm .0020$ [.051]

ANGLES

2°

PROPRIETARY NOTE

THIS DOCUMENT CONTAINS INFORMATION
CONFIDENTIAL AND PROPRIETARY TO
SAMTEC, INC. AND SHALL NOT BE REPRODUCED
OR TRANSFERRED TO OTHER DOCUMENTS OR
DISCLOSED TO OTHERS OR USED FOR ANY
PURPOSE OTHER THAN THAT WHICH IT WAS
OBTAINED WITHOUT THE EXPRESSED WRITTEN
CONSENT OF SAMTEC, INC.

DO NOT SCALE DRAWING
GROUND PLANE & CONTACT PLATING:
CONTACT AREA: .000003 GOLD OVER .000050 NICKEL

SHEET SCALE: 3:1

samtec

520 PARK EAST BLVD, NEW ALBANY, IN 47150
PHONE: 812-944-6733 FAX: 812-948-5047
e-Mail: info@SAMTEC.com code: 55322

DESCRIPTION:

.5MM DBL HS/DP SOCKET ASSEMBLY

DWG. NO.

ASP-122953-01

BY: RRC

1/13/06

SHEET 1 OF 1

Mouser Electronics

Authorized Distributor

Click to View Pricing, Inventory, Delivery & Lifecycle Information:

[Samtec:](#)

[ASP-122953-01](#)