

REVISION		
0	JW	L Lee
3/21/2017 ECN-297253		
ISSUE FOR REVIEW.		
1	JW	L Lee
4/24/2017 ECN-PENDING		
ADD CALL OUT VIEW: EXPLODED		
VIEW: CHG DIA 6.00 TO DIA 5.80, CHG		
8.00 TO "A", TOP VIEW: CHG 8.50 TO "		
B", BOM CHG ASP-198473-01-B TO		
ASP-198473-XX-B (SEE TABLE 1),		
CHG ASP-198475-01-C TO ASP-		
198475-XX-C (SEE TABLE 1); ADD		
TABLE 1; NOTE 1: CHG "M2.5 ..." TO "		
CUSTOM ...", TITLE BLOCK,		
DESCRIPTION: CHG MODIFIED TO		
M2.5.		

NOT RELEASED
FOR PRODUCTION

USE FOR QUOTING, PRELIMINARY
DESIGN, PROTOTYPING AND
INFORMATIONAL PURPOSES ONLY

BY SIGNING THIS DOCUMENT
YOU ARE ACCEPTING THE
CONDITIONS SET WITHIN.
YOUR REQUIREMENTS MUST BE
LISTED WITHIN THIS DRAWING.
WHERE NO DIRECTION FROM THE
CUSTOMER IS IDENTIFIED
SAMTEC'S PROCESS
REQUIREMENTS WILL BE USED.

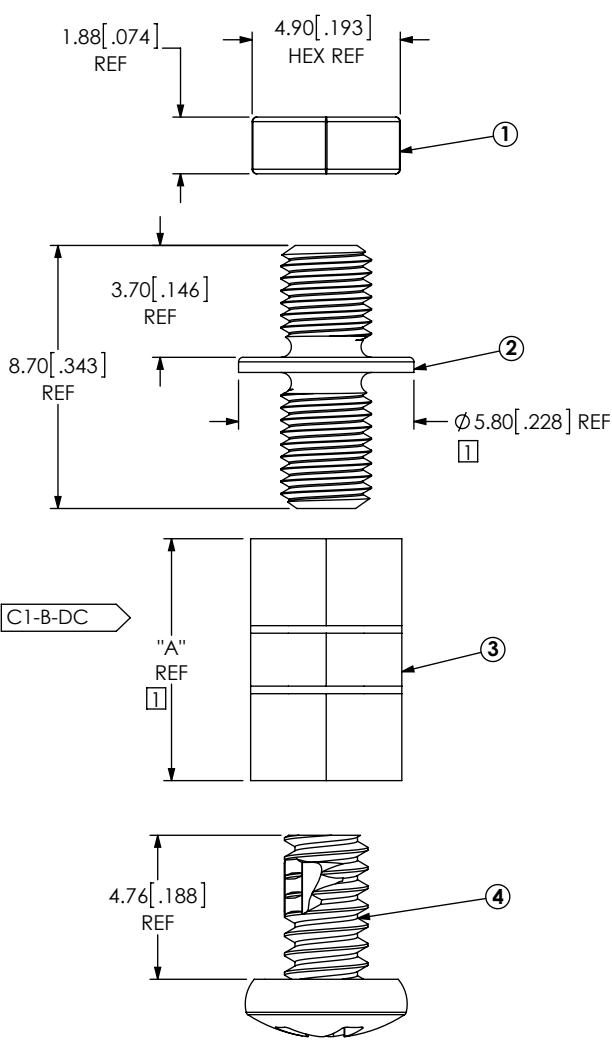
DATE: _____
COMPANY: _____
CUSTOMER SIGNATURE: _____
PRINTED NAME: _____
PHONE NO: _____
EXCEPTIONS: _____

1

ITEM NO.	PART NUMBER	QUANTITY	MATERIAL
1	ASP-198474-01-C	1.0000	303 STAINLESS STEEL
2	ASP-198472-01-B	1.0000	303 STAINLESS STEEL
3	ASP-198473-XX-B (SEE TABLE 1)	1.0000	303 STAINLESS STEEL
4	ASP-198475-XX-C (SEE TABLE 1)	1.0000	303 STAINLESS STEEL

NOTES:

1. CUSTOM JSOM FOR VITA MEZZANINE APPLICATIONS.
2. [CX-X-XX] REPRESENTS A CRITICAL DIMENSION.
3. STANDOFFS TO BE USED WITH 1.50[.059]MIN THICK BOARDS.
4. STANDOFFS ARE DESIGNED 0.15MM LONGER THAN CONNECTOR STACK HEIGHTS TO ALLOW FOR PROCESSING VARIABLES.
5. TORQUE TO 2.5 – 3.5 IN*lbs TO SECURE FASTENER IN A STATIC ENVIRONMENT ASSUMING RECOMMENDED BOARD TO BOARD DISTANCES ARE ACHIEVED WITHOUT DAMAGE TO THE PCB, HARDWARE OR OTHER COMPONENTS.
6. COMPONENTS TO BE BULK PACKAGED IN SEPARATE BAGS AND SHOULD NOT LIST INDIVIDUAL COMPONENT QUANTITY ON THE LABEL. ALL COMPONENT BAGS ARE TO BE PACKAGED IN A LARGER BAG WITH THE FINAL PART NUMBER QUANTITY OF ASSEMBLIES ON THE LABEL.

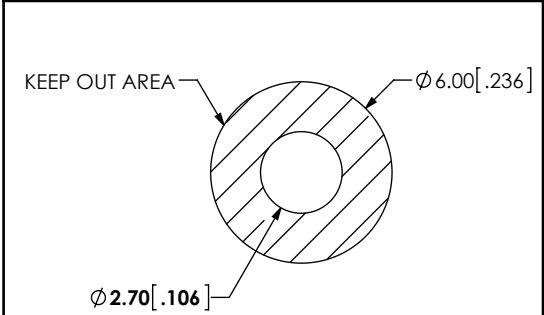
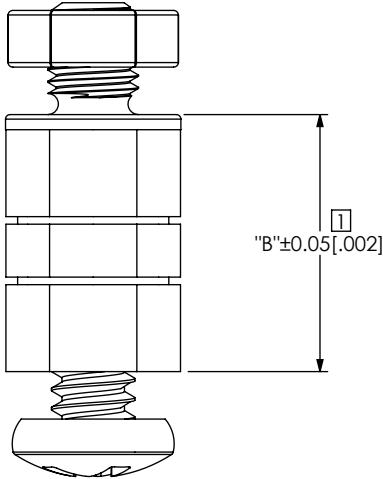


DESIGNED & DIMENSIONED
IN MILLIMETERS[INCHES]

ASP-198471-XX

- 1 BOARD STACK HEIGHT
- 01: 8.500 (WITH THREAD LOCKING SCREW)
 - 02: 10.000 (WITH THREAD LOCKING SCREW)
 - 03: 12.000 (WITH THREAD LOCKING SCREW)
 - 04: 8.500 (WITHOUT THREAD LOCKING SCREW)
 - 05: 10.000 (WITHOUT THREAD LOCKING SCREW)
 - 06: 12.000 (WITHOUT THREAD LOCKING SCREW)

TABLE 1				
LEAD STYLE	ASP-198473-XX-B	ASP-198475-XX-C	"A"	"B"
-01	ASP-198473-01-B	ASP-198475-01-C	8.00	8.50
-02	ASP-198473-02-B	ASP-198475-01-C	9.50	10.00
-03	ASP-198473-03-B	ASP-198475-01-C	11.50	12.00
-04	ASP-198473-01-B	ASP-198475-02-C	8.00	8.50
-05	ASP-198473-02-B	ASP-198475-02-C	9.50	10.00
-06	ASP-198473-03-B	ASP-198475-02-C	11.50	12.00



RECOMMENDED BOARD CUTOUT

UNLESS OTHERWISE SPECIFIED, DIMENSIONS ARE IN MILLIMETERS. TOLERANCES ARE: DECIMALS ANGLES X.X: ±0.3 [.01] 2° X.XX: ±0.13 [.005] X.XXX: ±0.051 [.0020]	* PROPRIETARY NOTE * THIS DOCUMENT CONTAINS CONFIDENTIAL AND PROPRIETARY INFORMATION AND ALL DESIGN, MANUFACTURING, REPRODUCTION, USE, PATENT RIGHTS AND SALES RIGHTS ARE EXPRESSLY RESERVED BY SAMTEC, INC. THIS DOCUMENT SHALL NOT BE DISCLOSED, IN WHOLE OR PART, TO ANY UNAUTHORIZED PERSON OR ENTITY NOR REPRODUCED, TRANSFERRED OR INCORPORATED IN ANY OTHER PROJECT IN ANY MANNER WITHOUT THE EXPRESS WRITTEN CONSENT OF SAMTEC, INC.	
	DO NOT SCALE DRAWING	SHEET SCALE: 4:1
		DESCRIPTION: M2.5 MICRO JACK SCREW STAND-OFF
		DWG. NO. ASP-198471-XX
		BY: JESSIE W 3/17/2017 SHEET 1 OF 1

F:\dwg\sw\asp\198000\ASP-198471-XX.slddrw

Mouser Electronics

Authorized Distributor

Click to View Pricing, Inventory, Delivery & Lifecycle Information:

Samtec:

[ASP-198471-01](#) [ASP-198471-02](#) [ASP-198471-03](#) [ASP-198471-04](#)