


ACCELERATE[®]HD

HIGH-DENSITY SLIM BODY ARRAYS

(0.635 mm) .025" PITCH



PAM 4
56
G b p s




Solder ball technology
for simplified processing

FEATURES & BENEFITS

- Up to 240 positions in 4-row design (400 positions in development)
- Low-profile 5 mm stack heights
- Slim 5 mm width body design
- Edge Rate[®] contact system optimized for signal integrity performance
- Open-pin-field for grounding and routing flexibility
- PCIe[®] 5.0 capable
- Compatible with mPower[®] (UMPT/UMPS) for a power signal solution

HIGHER DENSITY THAN PREVIOUS GENERATION STRIPS



ADM6/ADF6 Series (400 total positions)

KEY SPECIFICATIONS

| PITCH | TOTAL POSITIONS | INSULATOR MATERIAL | CONTACT MATERIAL | PLATING | OPERATING TEMP RANGE | CURRENT RATING | WORKING VOLTAGE | LEAD-FREE SOLDERABLE |
|---------------------|-----------------|--------------------|------------------|---|----------------------|------------------------------------|-----------------|----------------------|
| (0.635 mm) .025" | 40 - 240 | Black LCP | Copper Alloy | Au or Sn over 50 μ " (1.27 μ m) Ni | -55 °C to +125 °C | 1.34 A per pin (4 pins powered) | Testing now | Yes |

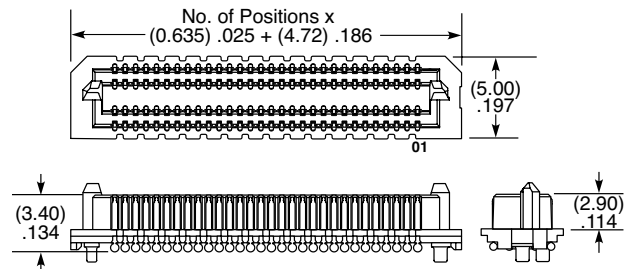

(0.635 mm) .025" PITCH • SLIM BODY OPEN-PIN-FIELD ARRAYS

| SERIES | NO. OF POSITIONS | LEAD STYLE | PLATING OPTION | NO. OF ROWS | SOLDER TYPE | OPTION | "X" R |
|------------------|---|----------------------------------|--|-------------------|----------------------------------|--|---|
| ADM6 Terminal | -10, -20, -30, -40, -50, -60 (per row) | -01.5 = 1.5 mm (ADM6 only) | -L = 10 μ " (0.25 μ m) Gold on contact area, Matte Tin on tail | -4 = Four Rows | -2 = Lead-Free Solder Ball | (Leave blank for no alignment pin) | -TR = Tape & Reel |
| ADF6 Socket | | -03.5 = 3.5 mm (ADF6 only) | | | | -A = Alignment Pin | -FR = Full Reel Tape & Reel (must order max. quantity per reel; contact Samtec for quantity breaks) |

ADM6

Board Mates:
ADF6

Standoffs:
JSO



View complete specifications at: samtec.com?ADM6

MATED HEIGHTS *

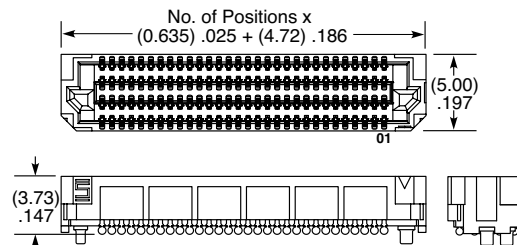

| ADF6 LEAD STYLE | ADM6 LEAD STYLE |
|--------------------|-----------------|
| | -01.5 |
| -03.5 | (5 mm) .197" |

* Processing conditions will affect mated height.

ADF6

Board Mates:
ADM6

Standoffs:
JSO



Notes:

Some sizes, styles and options are non-standard, non-returnable

View complete specifications at: samtec.com?ADF6

Mouser Electronics

Authorized Distributor

Click to View Pricing, Inventory, Delivery & Lifecycle Information:

[Samtec:](#)

[ADF6-50-03.5-L-4-2-A-TR](#)