

IP68 SEALED 16 mm PANEL ASSEMBLY

SPECIFICATIONS

For complete specifications see www.samtec.com?ACR-16

Terminal Material:

Brass

Contact Material:

Brass/BeCu

Operating Temp Range:

-S1: -10 °C to +80 °C

-BC: -10 °C to +105 °C

Housing:

-P: Thermoplastic

-M: Zinc Alloy

RoHS Compliant:

Yes

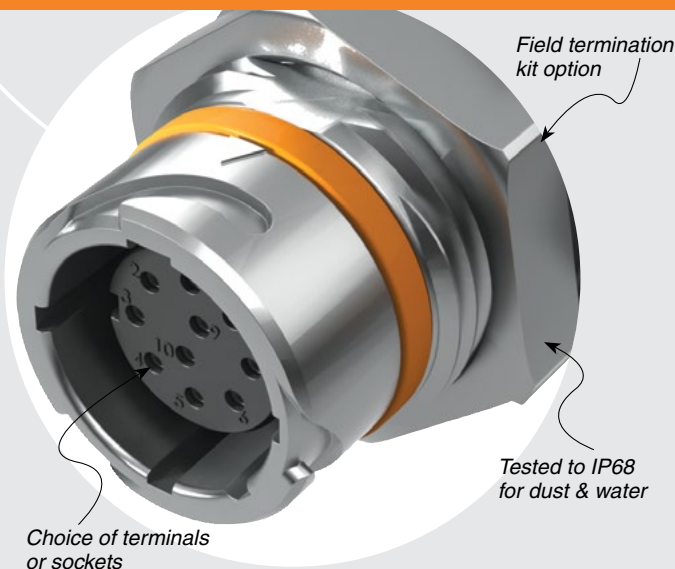
Mates with:

ACP-16, ACPK-16



Solutionator
DESIGN IN A MINUTE

- Easy sealed cable solutions
- Build a standard or flexible custom online
- Calculate performance, current rating, voltage drop
- Live chat with Acclimate™ engineers for custom options
- Variety of shells, pin sizes, signal, power, I/O interfaces
- Assembly and field kits available



CURRENT RATING		
LEAD STYLE	PINS POWERED	CCC per PIN
-01	14	1.3 A
-02	10	2.6 A
-06	2 (plus 8 signal pins powered @ 1A)	11.6 A

For general reference only. See www.samtec.com?ACR-16 for complete test data or contact Acclimate@samtec.com for applications requiring higher current carrying capacity.

ACR	16	LEAD STYLE	PLATING	LENGTH	END 1	END 2	HOUSING MATERIAL	KEYING OPTIONS
-----	----	------------	---------	--------	-------	-------	------------------	----------------

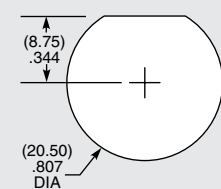
DUST CAPS

- DCA-ACR-16-M-X (Metal)
- DCA-ACR-16-P-X (Plastic)



- Visit sealedio.samtec.com for a complete list of sealed systems

PANEL OPENING



Note:
Some lengths, styles and options are non-standard, non-returnable.

-01 = 0.5 mm DIA (14) terminals or sockets (28 AWG)
-02 = 1.0 mm DIA (10) terminals or sockets (24 AWG)
-06 = 1.5 mm DIA (2) terminals or sockets (16 AWG) + 0.5 mm DIA (8) terminals or sockets (28 AWG)

-G
= 10 μm (0.25 μm) Gold over 50 μm (1.27 μm) Ni on contact

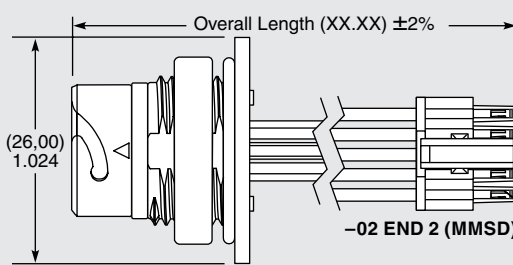
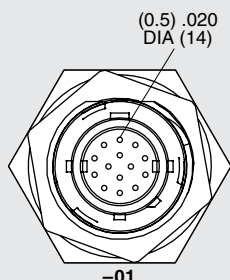
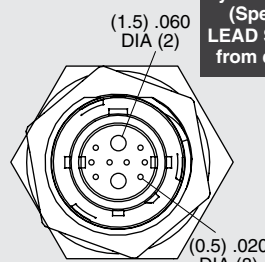
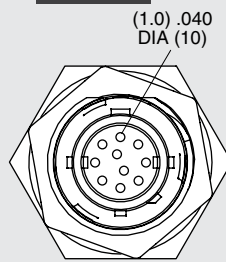
“XX.XX”
= Length in meters (00.20 m min. to 50.00 m max.) Standard lengths

-T
= Terminal
-S
= Socket

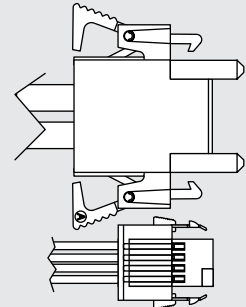
-BC
= Blunt Cut
-S1
= Connector determined by lead style. (Specify LEAD STYLE from chart)

-P
= Plastic
-M
= Metal

-1
= Orange, 45°



LEAD STYLE	-S1 END 2	MATES WITH -S1
-01	SFSD (28 AWG)	TFM
-02	MMSD (24 AWG)	IPL1
-06	1 x SFSD (28 AWG) 1 x MPSS (16 AWG)	TFM MPT



Due to technical progress, all designs, specifications and components are subject to change without notice.

WWW.SAMTEC.COM

All parts within this catalog are built to Samtec's specifications.

Customer specific requirements must be approved by Samtec and identified in a Samtec customer-specific drawing to apply.

Mouser Electronics

Authorized Distributor

Click to View Pricing, Inventory, Delivery & Lifecycle Information:

Samtec:

[ACR-16-01-G-00.50-S-S1-P-1](#) [ACR-16-01-G-00.50-S-S1-M-1](#) [ACR-16-01-G-00.50-S-BC-M-1](#) [ACR-16-01-G-00.50-S-BC-P-1](#)