

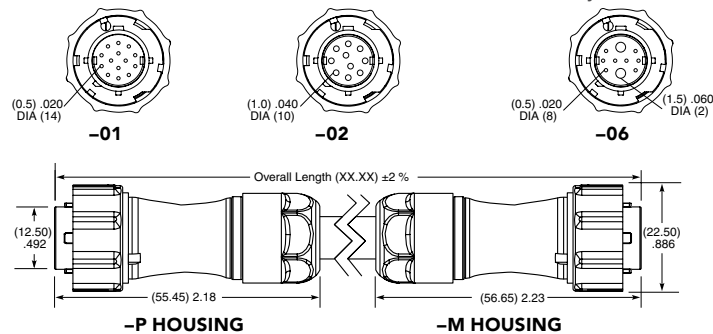
16 mm • IP68 SEALED CABLE ASSEMBLY

SERIES	16	LEAD STYLE	PLATING OPTION	LENGTH	END 1	END 2	HOUSING MATERIAL	KEYING OPTIONS
ACP Terminal		-01 = 0.5 mm DIA (14) terminals or sockets (28 AWG)	-G = 10 µ" (0.25 µm) Gold over 50 µ" (1.27 µm) Ni on contact	-"XX.XX" = Length in meters (00.25 m min. to 50.00 m max.) Standard lengths	-T = Terminal	-T = Terminal (ACP only)	-P = Plastic	-1 = Orange, 45°
ACR Socket		-02 = 1.0 mm DIA (10) terminals or sockets (24 AWG)			-S = Socket (N/A with End 2 -T)	-S = Socket (ACP only)	-M = Metal	
		-06 = 1.5 mm DIA (2) terminals or sockets (16 AWG) + 0.5 mm DIA (8) terminals or sockets (28 AWG)				-BC = Blunt Cut		
						-S1 = Connector determine by lead style. See chart for end 2 connector used. (ACP only)		

ACP-16

End 1/2 Mates:

ACP-16
ACRK-16



View complete specifications at: samtec.com?ACP-16

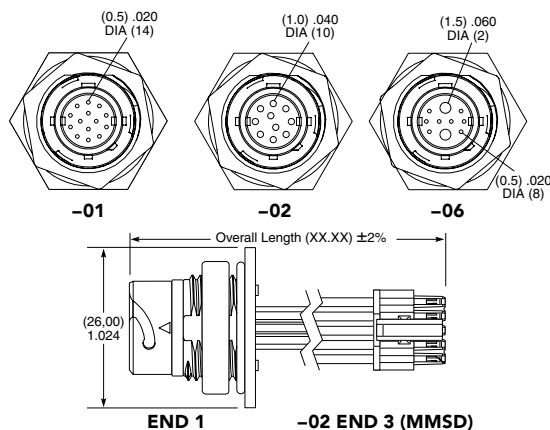
ACR-16

End 1 Mates:

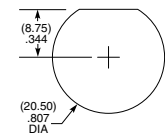
ACP-16
ACPK-16

End 2 Mates:

TFM, IPL1, MPT



PANEL OPENING



LEAD STYLE	-S1 END 2	MATES WITH -S1
-01	SFSD (28 AWG)	TFM
-02	MMSD (24 AWG)	IPL1
-06	1 x SFSD (28 AWG)	TFM
	1 x MPSS (16 AWG)	MPT

View complete specifications at: samtec.com?ACR-16

CURRENT RATING

LEAD STYLE	PINS POWERED	CCC per PIN
-01	14	1.3 A
-02	10	2.6 A
-06	2 (plus 8 signal pins powered @ 1 A)	11.6 A

For general reference only. Contact AccliMate@samtec.com for applications requiring higher current carrying capacity.

KITS AVAILABLE

www.samtec.com?ACPK-16

www.samtec.com?ACRK-16

Note:
Some lengths, styles and options are non-standard, non-returnable.

Mouser Electronics

Authorized Distributor

Click to View Pricing, Inventory, Delivery & Lifecycle Information:

[Samtec:](#)

[ACP-16-01-G-01.00-T-BC-M-1](#) [ACP-16-01-G-01.00-T-T-P-1](#) [ACP-16-01-G-01.00-T-BC-P-1](#) [ACP-16-01-G-01.00-T-T-](#)
[M-1](#)