

FLEXIBLE SEALED CIRCULAR SYSTEMS



FEATURES & BENEFITS

- Metal or plastic, 12 mm, 16 mm and 22 mm shells
- Choice of pin configuration and gender
- Bayonet-style latching systems meet IP68 requirements
- Cost-effective crimp version available (samtec.com/crimp)
- Variety of end 2 options for panel-to-board applications
- Mini push-pull latching system meets IP67 requirements for dust and waterproof sealing



Kitted components
for efficient field
assembly



Dust caps
available

ACX-12

MAX

5.0
A m p s

No. of Pins
2, 4, 5

ACX-16

MAX

11.6
A m p s

No. of Pins
2, 10, 14

ACX-22

MAX

8.3
A m p s

No. of Pins
8, 20, 30

KEY SPECIFICATIONS

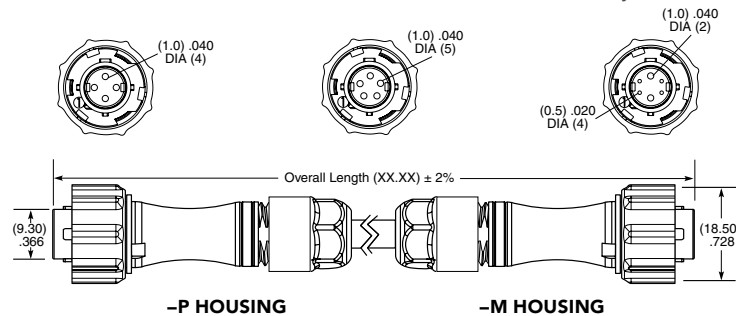
INSULATOR MATERIAL	TERMINAL MATERIAL	CONTACT MATERIAL	OPERATING TEMP RANGE	HOUSING
Thermoplastic	Brass	Brass/BeCu	-10 °C to +80 °C (ACX-12) -10 °C to +105 °C (ACX-16) -10 °C to +105 °C (ACX-22)	Thermoplastic (-P) Zinc Alloy (-M)

12 mm • IP68 SEALED CABLE ASSEMBLY

SERIES	12	LEAD STYLE	PLATING OPTION	LENGTH	END 1	END 2	HOUSING MATERIAL	KEYING OPTIONS
ACP Terminal		-01 = 1.0 mm DIA (4) terminals or sockets (24 AWG)	-G = 10 μ " (0.25 μ m) Gold over 50 μ " (1.27 μ m) Ni on contact	-"XX.XX" = Length in meters (00.25 m min. to 50.00 m max.) Standard lengths	-T = Terminal	-T = Terminal (ACP only)	-P = Plastic	-1 = Orange, 45°
ACR Socket		-02 = 1.0 mm DIA (5) terminals or sockets (24 AWG)			-S = Socket (N/A with End 2 -T)	-S = Socket (ACP only)	-M = Metal	
		-05 = 1.0 mm DIA (2) terminals or sockets (24 AWG) + 0.5 mm DIA (4) terminals or sockets (28 AWG)				-BC = Blunt Cut -S1 = Connector determine by lead style. See chart for end 2 connector used. (ACR only)		

ACP-12

End 1/2 Mates:
ACP-12
ACRK-12

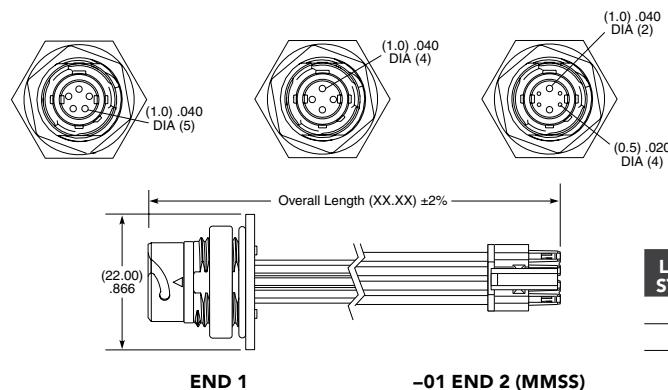


View complete specifications at: samtec.com?ACP-12

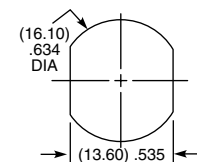
ACR-12

End 1 Mates:
ACP-12
ACPK-12

End 2 Mates:
IPL1



PANEL OPENING



LEAD STYLE	-S1 END 2	MATES WITH -S1
-01	MMSS (24 AWG)	IPL1
-02	MMSS (24 AWG)	
-05	MMSS (24 AWG (2x), 28 AWG (4x))	

View complete specifications at: samtec.com?ACR-12

CURRENT RATING		
LEAD STYLE	PINS POWERED	CCC per PIN
-01	4	3.8 A
-02	5	3.6 A
-05	2 (plus 4 signal pins powered @ 1.2 A)	5.0 A

KITS AVAILABLE

www.samtec.com?ACPK-12
www.samtec.com?ACRK-12

For general reference only. Contact AccliMate@samtec.com for applications requiring higher current carrying capacity.

Note:
Some lengths, styles and options are non-standard, non-returnable.

Mouser Electronics

Authorized Distributor

Click to View Pricing, Inventory, Delivery & Lifecycle Information:

Samtec:

[ACP-12-01-G-01.00-S-BC-M-1](#) [DCA-ACP-12-M-1](#) [DCA-ACP-12-P-1](#) [ACP-12-02-G-01.00-T-T-M-1](#) [ACP-12-05-G-01.00-T-T-M-1](#) [ACP-12-02-G-01.00-T-BC-M-1](#) [ACP-12-05-G-01.00-T-BC-M-1](#) [ACP-12-05-G-01.00-T-T-P-1](#) [ACP-12-02-G-01.00-T-BC-P-1](#) [ACP-12-05-G-01.00-T-BC-P-1](#) [ACP-12-02-G-01.00-T-T-P-1](#) [DCA-ACP-12-M-2](#) [DCA-ACP-12-M-3](#) [DCA-ACP-12-M-4](#) [DCA-ACP-12-P-2](#) [DCA-ACP-12-P-3](#) [DCA-ACP-12-P-4](#) [DCA-ACR-12-M-2](#) [DCA-ACR-12-M-3](#)