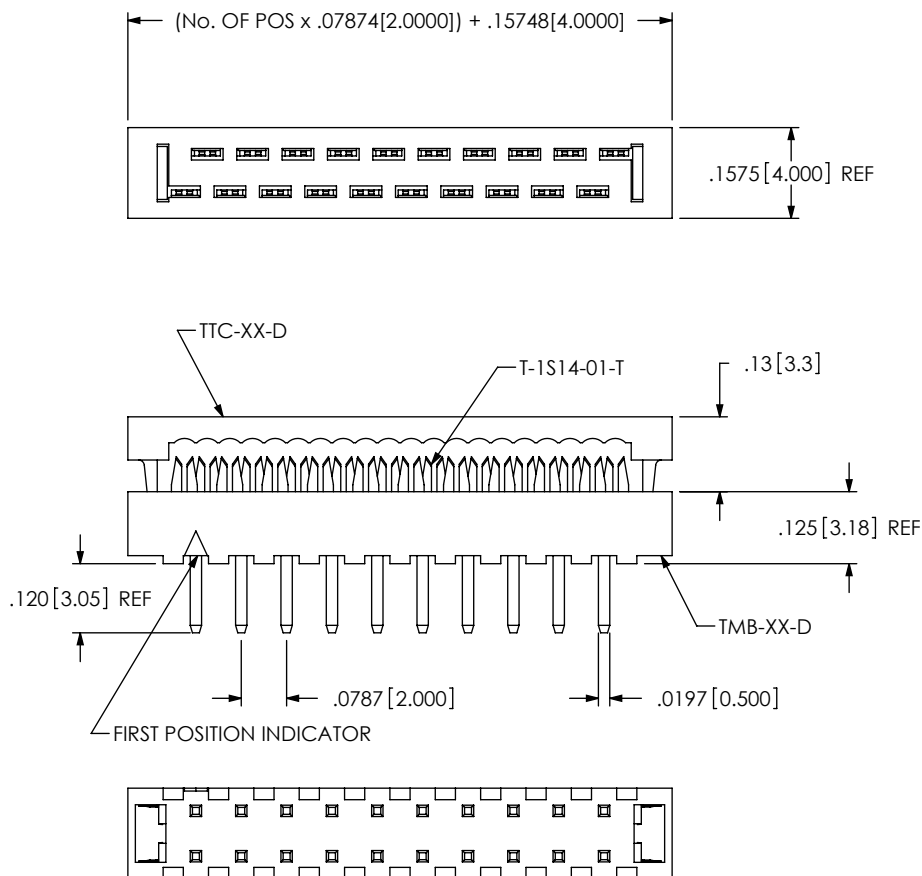


NOTE:
1. RETENTION FORCE IN BODY TO BE 1/2 LB MIN.

DO NOT
SCALE FROM
THIS PRINT

FIG. 1
(TCMD-T0-01 SHOWN)



TCMD-XX-XX-XX

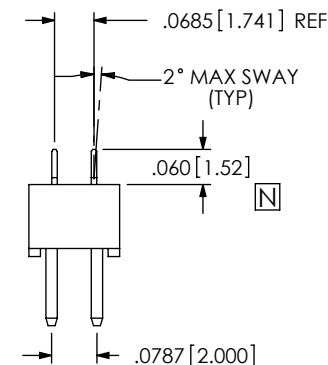
No OF POSITIONS PER ROW
-02 THRU -25

LEAD STYLE
-01: USE T-1S14-01-T
-02: USE T-1S14-01-F

OPTION

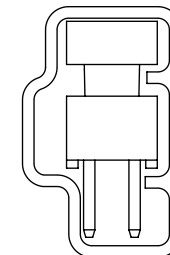
-SR: STRAIN RELIEF
(NOT FOR SALE AS A
COMPONENT, SOLD
AS A CABLE
ASSEMBLY ONLY)

IN-PROCESS



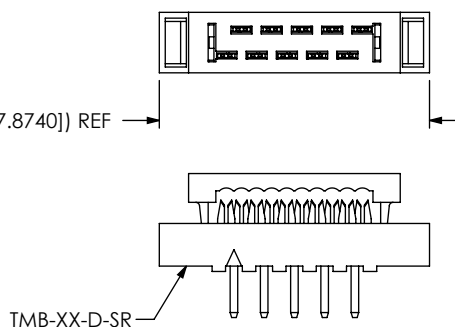
END VIEW SHOWN WITH
TTC-XX-D REMOVED

PACKAGE PARTS
AS SHOWN



USE PT-1-24-01-33
AND TP-03 (2X)
PARTS TO BE LOADED WITH
FIRST POSITION INDICATOR
IN THE SAME DIRECTION AS
THE ARROW.

-SR: STRAIN RELIEF
(SAME AS FIG. 1, DIFFERENT AS SHOWN)



PARTS TO BE LOADED WITH
FIRST POSITION INDICATOR
TOWARD ARROW.

UNLESS OTHERWISE SPECIFIED,
DIMENSIONS ARE IN INCHES.

TOLERANCES ARE:

DECIMALS ANGLES
.XX: $\pm .01$ [.3] 2°
.XXX: $\pm .005$ [.13]
.XXXX: $\pm .0020$ [.051]

PROPRIETARY NOTE

THIS DOCUMENT CONTAINS INFORMATION
CONFIDENTIAL AND PROPRIETARY TO
SAMTEC, INC. AND SHALL NOT BE REPRODUCED
OR TRANSFERRED TO OTHER DOCUMENTS OR
DISCLOSED TO OTHERS OR USED FOR ANY
PURPOSE OTHER THAN THAT WHICH IT WAS
OBTAINED WITHOUT THE EXPRESSED WRITTEN
CONSENT OF SAMTEC, INC.

MATERIAL: DO NOT SCALE DRAWING SHEET SCALE: 3:1
INSULATOR: VALOX 420 SEO, COLOR: BLACK
CONTACT OR TERMINAL: PHOS BRONZE, ALLOY 510
GRADE A SPRING TEMPER

samtec

520 PARK EAST BLVD, NEW ALBANY, IN 47150
PHONE: 812-944-6733 FAX: 812-948-5047
e-Mail: info@SAMTEC.com code: 55322

DESCRIPTION:
2MM MALE IDC ASSEMBLY

DWG. NO. TCMD-XX-XX-XX

BY: B RAY 11/26/2007 SHEET 1 OF 1

Mouser Electronics

Authorized Distributor

Click to View Pricing, Inventory, Delivery & Lifecycle Information:

[Samtec:](#)

[TCMD-06-01-RF](#)