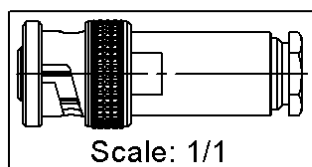
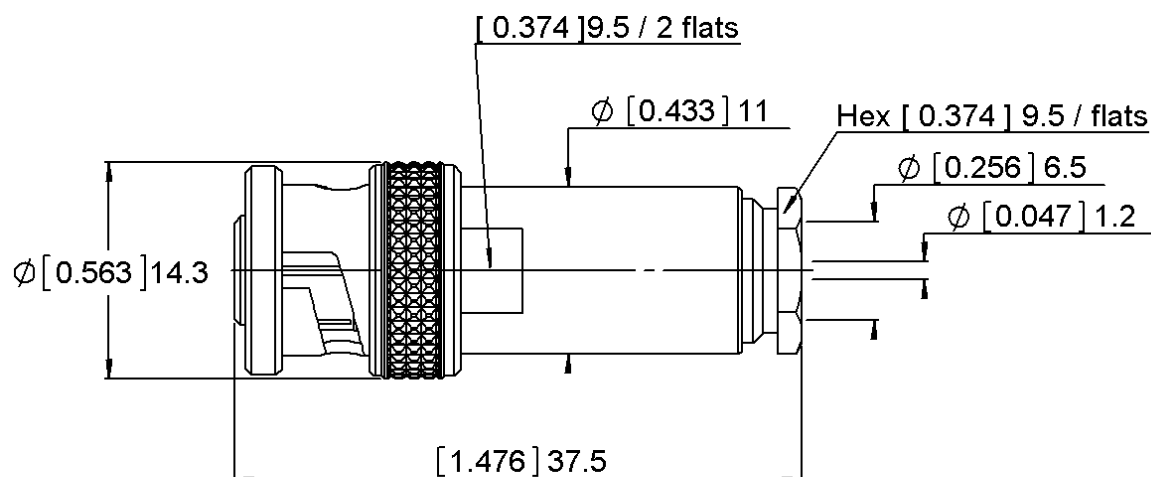


PAGE 1/2

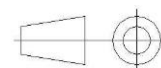
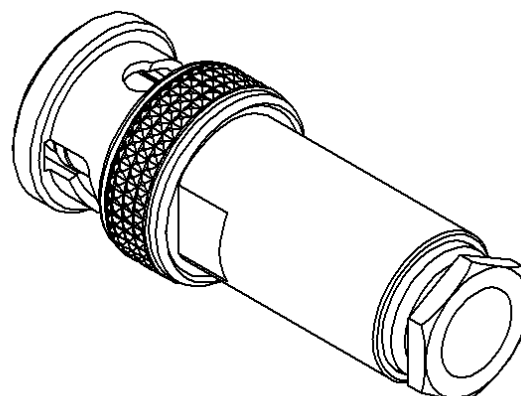
ISSUE 1446 W

SERIES **BNC-HT / MHV**

PART NUMBER **R316011000**



All dimensions are in mm.



COMPONENTS	MATERIALS	PLATING (µm)
Body	BRASS	NICKEL 2
Center contact	BRASS	SILVER
Outer contact	-	-
Insulator	PTFE	-
Gasket	-	-
Others parts	BRASS	NICKEL 2
-	-	-
-	-	-

PAGE 2/2	ISSUE 1446 W	SERIES BNC-HT / MHV	PART NUMBER R316011000
-----------------	---------------------	----------------------------	-------------------------------

PACKAGING

Standard	Unit	Other
100	Contact us	Contact us

ELECTRICAL CHARACTERISTICS

Impedance	50	Ω
Frequency	0-2	GHz
VSWR	1.2 + 0.2000	x F(GHz) Maxi
Insertion loss	-	\sqrt{F} (GHz) dB Maxi
RF leakage	- (- F(GHz)) dB Maxi
Voltage rating	-	Veff Maxi
Dielectric withstanding voltage	6000*	Veff mini
Insulation resistance	-	M Ω mini

MECHANICAL CHARACTERISTICS

Center contact retention		
Axial force – Mating End	NA	N mini
Axial force – Opposite end	NA	N mini
Torque	-	N.cm mini
Recommended torque		
Mating	0	N.cm
Panel nut	0	N.cm
Clamp nut	150	N.cm
A/F clamp nut	9.5000	mm
Mating life	500	Cycles mini
Weight	26.5600	g

ENVIRONMENTAL

Operating temperature	-55/+155	°C
Hermetic seal	-	Atm.cm3/s
Panel leakage	-	

SPECIFICATION

CABLE ASSEMBLY

Stripping	a	b	c	d	e	f
mm	2.5	14.7	0	0	11.5	0

Assembly instruction: **Clamp 03**

Recommended cable(s)

RG 62
KX 6A

Characteristics indicated on this data sheet are those that can be achieved with the highest performance cable. Intrinsic limitations of the cable may diminish the performance of the assembly

Cable retention

- pull off	181	N mini
- torque	NA	N.cm

TOOLING

Part Number	Description	Hexagon
.	.	.

OTHER CHARACTERISTICS

***Test frequency at 60Hz;**
10 KVeFF for mated pair

Mouser Electronics

Authorized Distributor

Click to View Pricing, Inventory, Delivery & Lifecycle Information:

Radial:

R316011000