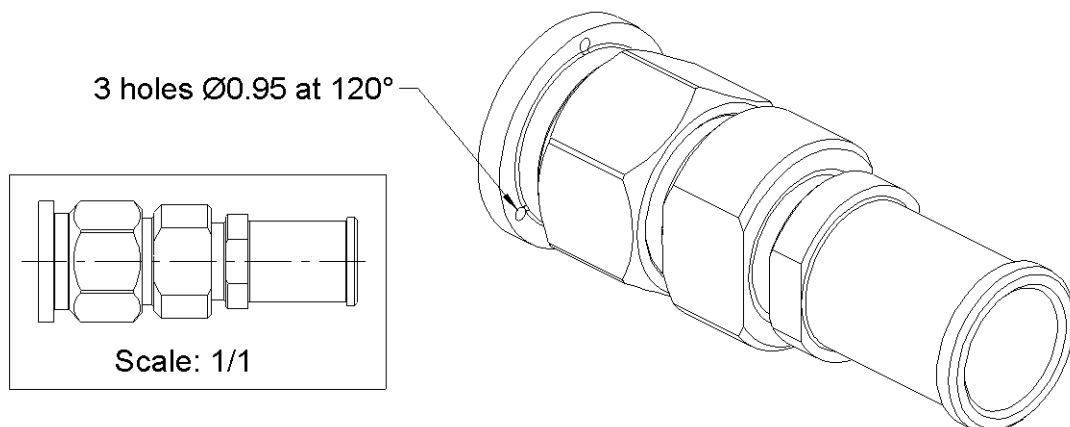
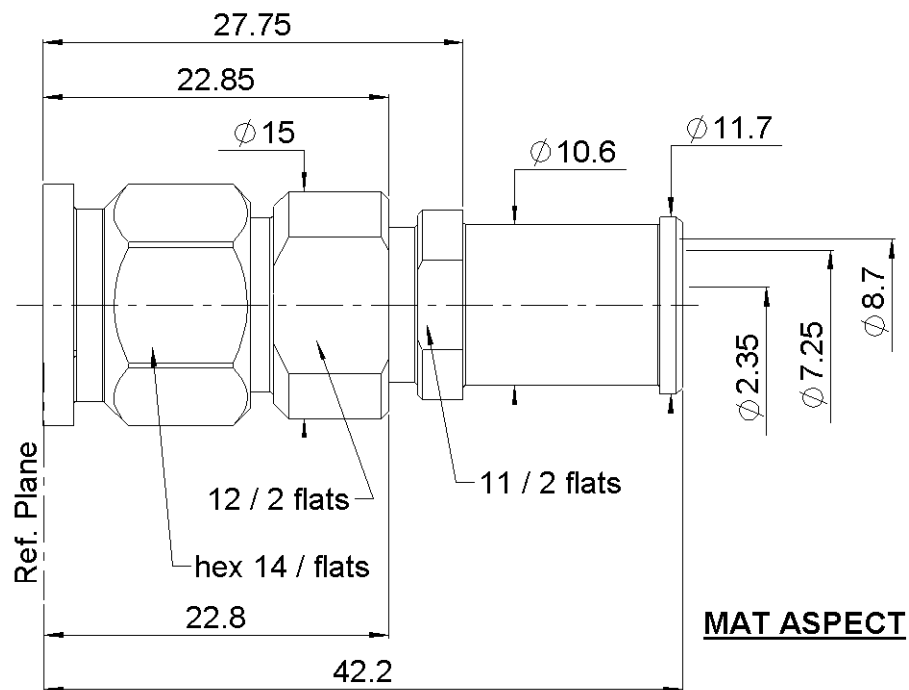
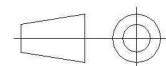


PAGE 1/2	ISSUE 1422A	SERIES TNC-18	PART NUMBER R143068L60
----------	-------------	---------------	------------------------



All dimensions are in mm.



COMPONENTS	MATERIALS	PLATING (μm)
Body	STAINLESS STEEL (316L)	-
Center contact	BRASS	GOLD 2.5 OVER NICKEL 2
Outer contact	-	-
Insulator	PTFE	
Gasket	FLUOROSILICON	
Others parts	STAINLESS STEEL,BRASS	GOLD , PASSIVATED
-	-	-
-	-	-

PAGE 2/2

ISSUE 1422A

SERIES TNC-18

PART NUMBER R143068L60

PACKAGING

Standard	Unit	Other
25	Contact us	Contact us

ELECTRICAL CHARACTERISTICS

Impedance	50	Ω
Frequency	0-18	GHz
VSWR	1.15 + 0,0000	x F(GHz) Maxi
Insertion loss	0.06	√F(GHz) dB Maxi
RF leakage	- (90	- F(GHz)) dB Maxi
Voltage rating	500	Veff Maxi
Dielectric withstanding voltage	1500	Veff mini
Insulation resistance	5000	MΩ mini

MECHANICAL CHARACTERISTICS

Center contact retention		
Axial force – Mating End	27	N mini
Axial force – Opposite end	27	N mini
Torque	NA	N.cm mini
Recommended torque		
Mating	330	N.cm
Panel nut		N.cm
Clamp nut	300	N.cm
A/F clamp nut	11,0000	mm
Mating life	500	Cycles mini
Weight	24,1500	g

ENVIRONMENTAL

Operating temperature	-65/+165	°C
Hermetic seal		Atm.cm3/s
Panel leakage	*IP67	

SPECIFICATION

CABLE ASSEMBLY

Stripping	a	b	c	d	e	f
mm	3	13,5	0	0	0	0

Assembly instruction: SHF Solder 01

Recommended cable(s)

SHF8M
SHF8

Characteristics indicated on this data sheet are those that can be achieved with the highest performance cable. Intrinsic limitations of the cable may diminish the performance of the assembly

Cable retention

- pull off	TBD	N mini
- torque	NA	N.cm

TOOLING

Part Number	Description	Hexagon
R282740043	CONNECTORS SOLDERING MOUNTING KIT	
R282862030	SOLDER GAUGE THCK 0.30	

OTHER CHARACTERISTICS

When mated to female connector

Mouser Electronics

Authorized Distributor

Click to View Pricing, Inventory, Delivery & Lifecycle Information:

Radial:

[R143068L60](#)