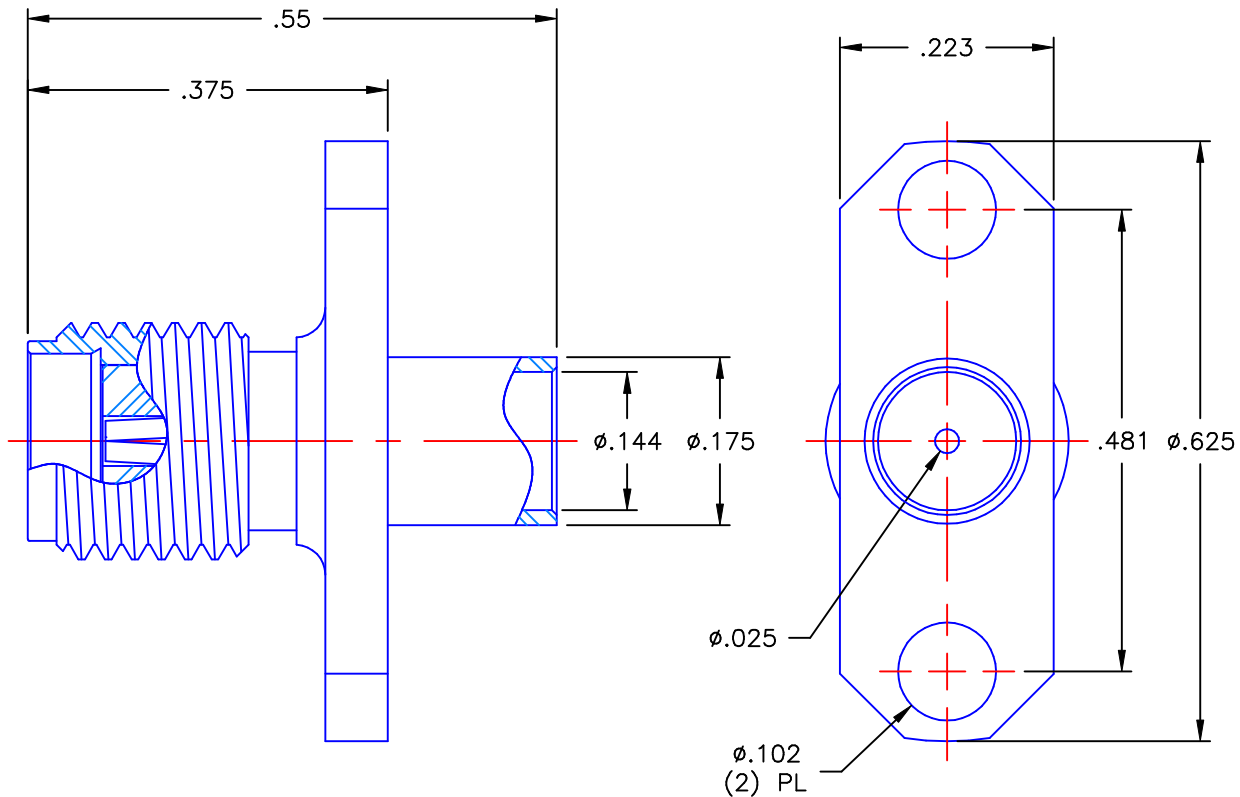


REVISIONS			
REV	DESCRIPTION	DATE	APPROVED
A	INITIAL RELEASE	08/17/10	A.D.M.





#### NOTES:

#### MATERIALS:

1. BODY = STAINLESS STEEL PER ASTM A582, ALLOY 303, CONDITION "A".
2. INSULATOR = VIRGIN WHITE TEFLON PER ASTM D1710, GRADE 1, TYPE I, CLASS "B".
3. CONTACT = BERYLLIUM COPPER PER ASTM B196, ALLOY C17300, TEMPER TD04.

#### FINISHES:

1. BODY = GOLD PLATE PER MIL-G-45204, TYPE II, CLASS 0, GRADE C, OVER .000050 TO .00010 STRESS FREE NICKEL PER QQ-N-290.
2. CONTACT = GOLD PLATE PER MIL-G-45204, TYPE II, CLASS 1, GRADE C, OVER .00010 TO .00020 STRESS FREE SULFAMATE NICKEL PER QQ-N-290.

UNLESS OTHERWISE SPECIFIED DIMENSIONS ARE IN INCHES TOLERANCES ON		DWN: DATE A.D.M. 08/17/10			Property of Radial This document cannot be reproduced or communicated to a third party without prior written permission of RADIAL.			
		CHKD: DATE D.N. 08/17/10			SMA STRAIGHT PANEL JACK 2 HOLE FLANGE MOUNT DIRECT SOLDER ATTACHMENT FOR .141 S\R & SIMILAR CABLES			
DECIMAL	ANGLE	APVD: DATE J.M. 08/17/10						
REFERENCE:  ORIGINATOR: A.D.M. DATE: 08/17/10		MATERIALS & FINISHES:  SEE NOTES		SIZE A	FSCM NO. 19505	DWG NO. 9441-1083-009	REV A	
				SCALE 5:1		THIRD ANGLE PROJECTION		SHEET 1 OF 1

9441-1083-009

# Mouser Electronics

Authorized Distributor

Click to View Pricing, Inventory, Delivery & Lifecycle Information:

Radial:

[9441-1083-009](#)