

PAGE 1/2

ISSUE 09-03-21

SERIE : SPDT ZC

PART NUMBER : R585412400

## RF CHARACTERISTICS

Frequency range : 0 - 18 GHz

Impedance : 50 Ohms

Frequency (GHz)	DC - 3	3 - 8	8 - 12.4	12.4 - 18
VSWR max	1.20	1.30	1.40	1.50
Insertion loss max	0.20 dB	0.30 dB	0.40 dB	0.50 dB
Isolation min	80 dB	70 dB	60 dB	60 dB
Average power (*)	240 W	150 W	120 W	100 W

## ELECTRICAL CHARACTERISTICS

Actuator : FAILSAFE

Nominal current \*\* : 500 mA

Actuator voltage (Vcc) : 12V (10.2 to 13V)

Terminals : solder pins (250°C max. / 30 sec.)

## MECHANICAL CHARACTERISTICS

Connectors : SMA female per MIL-C 39012

Life : 10 million cycles

Switching Time\*\*\* : &lt; 10 ms

Construction : Splashproof

Weight : &lt; 100 g

## ENVIRONMENTAL CHARACTERISTICS

Operating temperature range : -40°C to +85°C

Storage temperature range : -55°C to +85°C

(\*) Average power at 25°C per RF Path)

(\*\* At 25° C ±10%)

(\*\*\*) Nominal voltage ; 25° C)



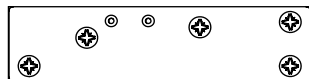
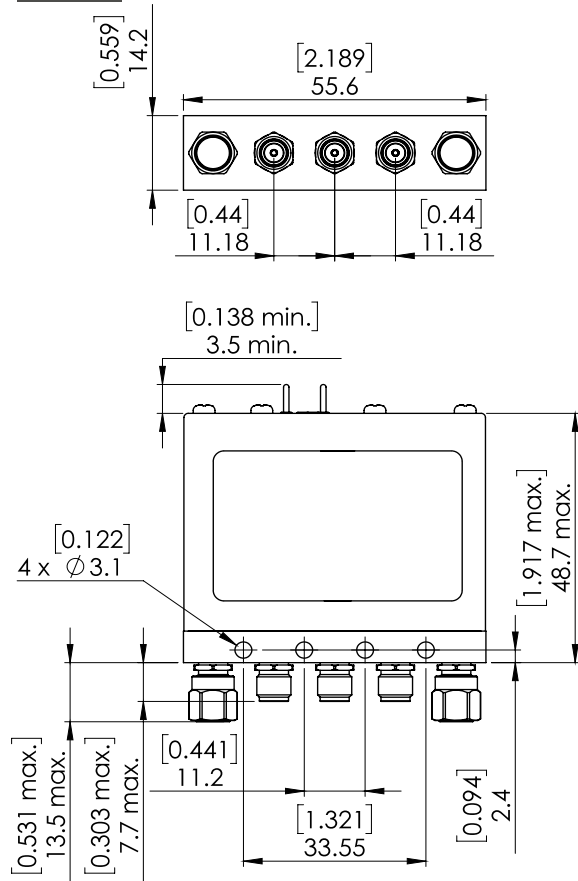
PAGE **2/2**

ISSUE **09-03-21**

SERIE : **SPDT ZC**

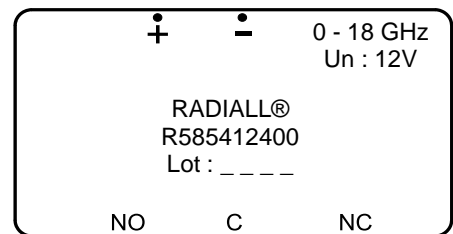
PART NUMBER : **R585412400**

DRAWING



General tolerances : ±0,5 mm [0,02 in]

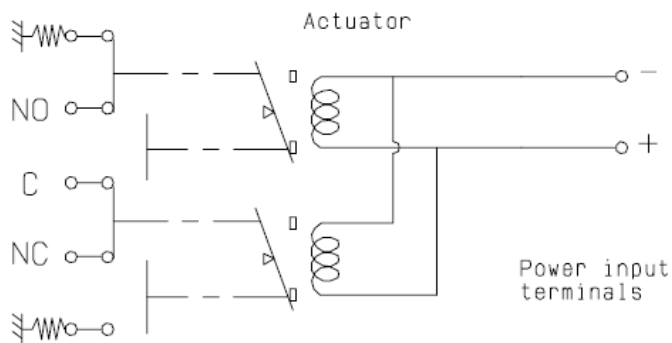
**LABEL**



SCHEMATIC DIAGRAM

RF input

50Ω Termination



50Ω Termination

Position : de-energized

Position	RF Continuity
De-energized	C↔NC / NO↔50Ω
energized	C↔NO / NC↔50Ω

# Mouser Electronics

Authorized Distributor

Click to View Pricing, Inventory, Delivery & Lifecycle Information:

Radial:

R585412400