

4112-9212 This information is given as an indication. In the continual goal to improve our products, we reserve the right to make any modifications judged necessary



12.4 GHz N FAILSAFE TRANSFER SWITCH

Page
1 / 2

OPTIONS:

R F CHARACTERISTICS

FREQUENCY RANGE : 0 - 12.4 GHz
IMPEDANCE : 50 Ohms

FREQUENCY (GHz)	0 - 1	1 - 2	2 - 3	3 - 8	8 - 12.4
V.S.W.R <=	1.15	1.20	1.25	1.35	1.50
INSERT. LOSS <=	0.15 dB	0.20 dB	0.25 dB	0.35 dB	0.50 dB
ISOLATION >=	85 dB	80 dB	75 dB	70 dB	60 dB
AVER. POWER (*)	700 W	500 W	400 W	250 W	200 W

ELECTRICAL CHARACTERISTICS

ACTUATOR : FAILSAFE
NOMINAL CURRENT AT 25° C (±10%) : 140 mA
ACTUATOR VOLTAGE (Vcc) : 28V (24 to 30V)
TERMINALS : solder pins (250 Deg.C max./30 sec)

MECHANICAL CHARACTERISTICS

CONNECTORS : N female per MIL C 39012
LIFE : 2.500.000 cycles
SWITCHING TIME (nominal voltage;25° C) : < 15 ms
CONSTRUCTION : splashproof
WEIGHT : < 215 g

ENVIRONMENTAL CHARACTERISTICS

OPERATING TEMPERATURE RANGE (°C) : -40 , +85
STORAGE TEMPERATURE RANGE (°C) : -55 , +85

(* : average power at 25° C)

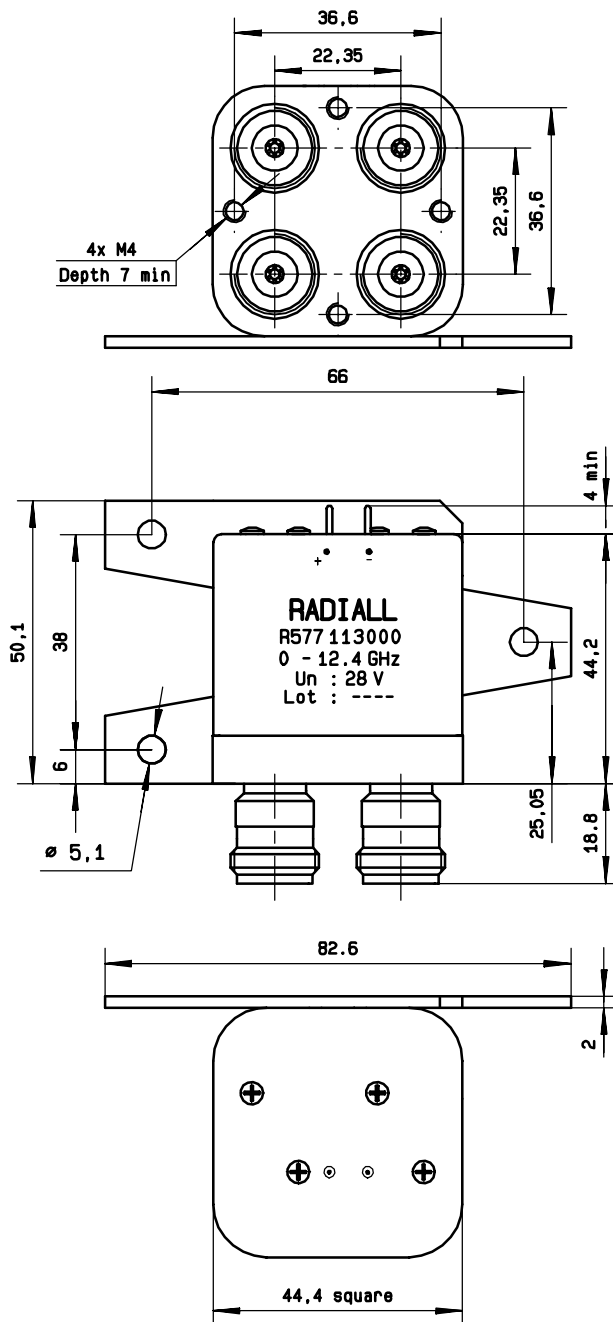
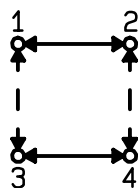
4113-9212 This information is given as an indication. In the continual goal to improve our products, we reserve the right to make any modifications judged necessary

General tolerance: $\pm 0,5$ mm

R577.113.000

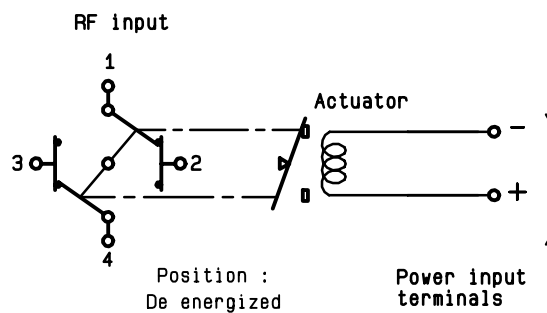
Page
2/2

DRAWING



SCHEMATIC DIAGRAM

Voltage	RF continuity
energized	1↔3 2↔4
De-energized	1↔2 3↔4



ISSUE 22. jan.08

Mouser Electronics

Authorized Distributor

Click to View Pricing, Inventory, Delivery & Lifecycle Information:

Radial:

R577113000