



**3 GHz    N    FAILSAFE    TRANSFER    SWITCH**

Page  
1 / 2

OPTIONS: /SUPP.DIODES

**R F CHARACTERISTICS**

FREQUENCY RANGE : 0 - 3 GHz  
IMPEDANCE : 50 Ohms

FREQUENCY (GHz)	0 - 1	1 - 2	2 - 3
V.S.W.R <=	1.15	1.20	1.25
INSERT. LOSS <=	0.15 dB	0.20 dB	0.25 dB
ISOLATION >=	85 dB	80 dB	75 dB
AVER. POWER (*)	700 W	500 W	400 W

**ELECTRICAL CHARACTERISTICS**

ACTUATOR : FAILSAFE  
NOMINAL CURRENT AT 25° C (±10%) : 340 mA  
ACTUATOR VOLTAGE (Vcc) : 12V (10.2 to 13V)  
TERMINALS : solder pins (250 Deg.C max./30 sec)

**MECHANICAL CHARACTERISTICS**

CONNECTORS : N female per MIL C 39012  
LIFE : 2.500.000 cycles  
SWITCHING TIME (nominal voltage;25° C) : < 15 ms  
CONSTRUCTION : splashproof  
WEIGHT : < 215 g

**ENVIRONMENTAL CHARACTERISTICS**

OPERATING TEMPERATURE RANGE (°C) : -40 , +85  
STORAGE TEMPERATURE RANGE (°C) : -55 , +85

(\* : average power at 25° C)

This information is given as an indication. In the continual goal to improve our products, we reserve the right to make any modifications judged necessary

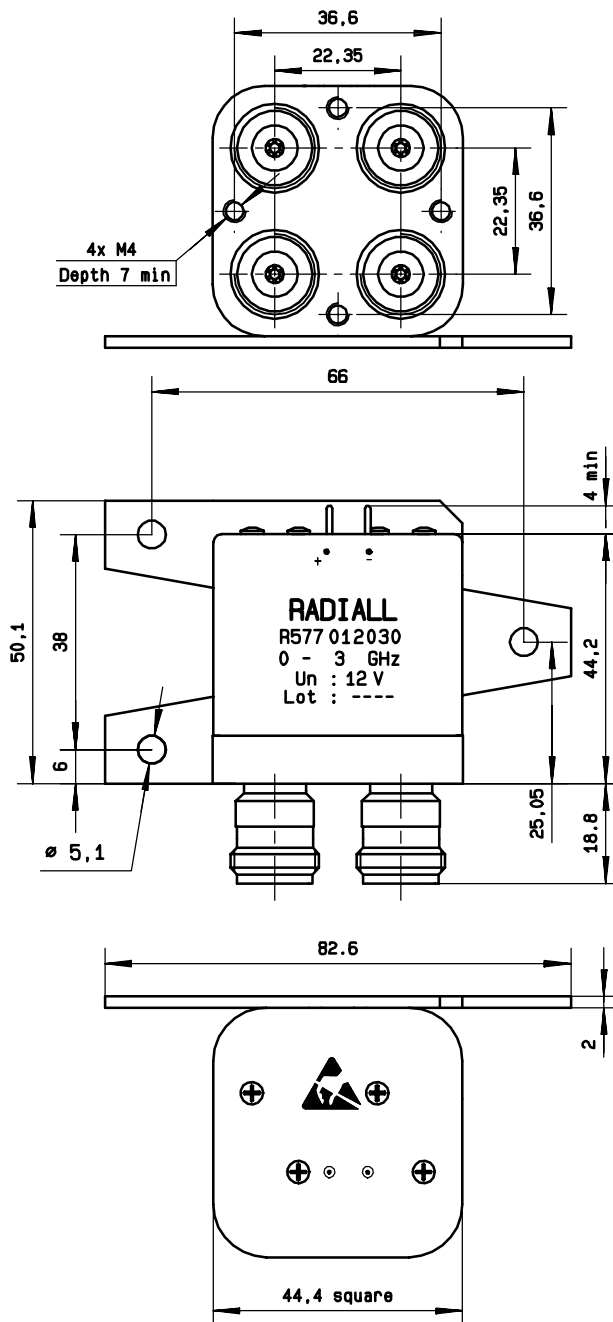
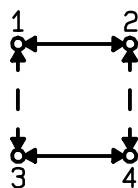
4113-9212 This information is given as an indication. In the continual goal to improve our products, we reserve the right to make any modifications judged necessary

General tolerance:  $\pm 0,5$  mm

R577.012.030

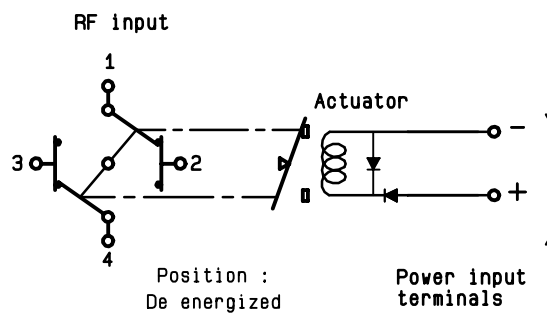
Page  
2/2

DRAWING



SCHEMATIC DIAGRAM

Voltage	RF continuity
energized	1↔3 2↔4
De-energized	1↔2 3↔4



ISSUE 22. jan.08

# Mouser Electronics

Authorized Distributor

Click to View Pricing, Inventory, Delivery & Lifecycle Information:

Radial:

[R577012030](#)