

PAGE **1/2**

ISSUE **06-02-18**

SERIE : **SPnT**

PART NUMBER : **R574332805**

## RF CHARACTERISTICS

Number of ways : **8**  
 Frequency range : **0 - 3 GHz**  
 Impedance : **50 Ohms**

Frequency (GHz)	DC - 3
VSWR max	<b>1.20</b>
Insertion loss max	<b>0.20 dB</b>
Isolation min	<b>80 dB</b>
Average power (*)	<b>240 W</b>

TERMINATION IMPEDANCE : **50 Ohms**  
 TERM. AVG. POWER AT 25° C : **1 W per termination / 3 W total power**

## ELECTRICAL CHARACTERISTICS

Actuator : **LATCHING**  
 Nominal current \*\* : **320 mA / RESET : 2560 mA \*\*\*\***  
 Actuator voltage (Vcc) : **12V (10.2 to 13V) / NEGATIVE COMMON**  
 Terminals : **25 pins D-SUB male connector**  
 Indicator rating : **1 W / 30 V / 100 mA**

## MECHANICAL CHARACTERISTICS

Connectors : **SMA female per MIL-C 39012**  
 Life : **2 million cycles per position**  
 Switching Time\*\*\* : **< 15 ms**  
 Construction : **Splashproof**  
 Weight : **< 280 g**

## ENVIRONMENTAL CHARACTERISTICS

Operating temperature range : **-40°C to +85°C**  
 Storage temperature range : **-55°C to +85°C**

- (\*) Average power at 25°C per RF Path)  
 (\*\*) At 25° C ±10%)  
 (\*\*\*) Nominal voltage ; 25° C)  
 (\*\*\*\* Reset : supply voltage time 1sec. max. / duty cycle 10%)



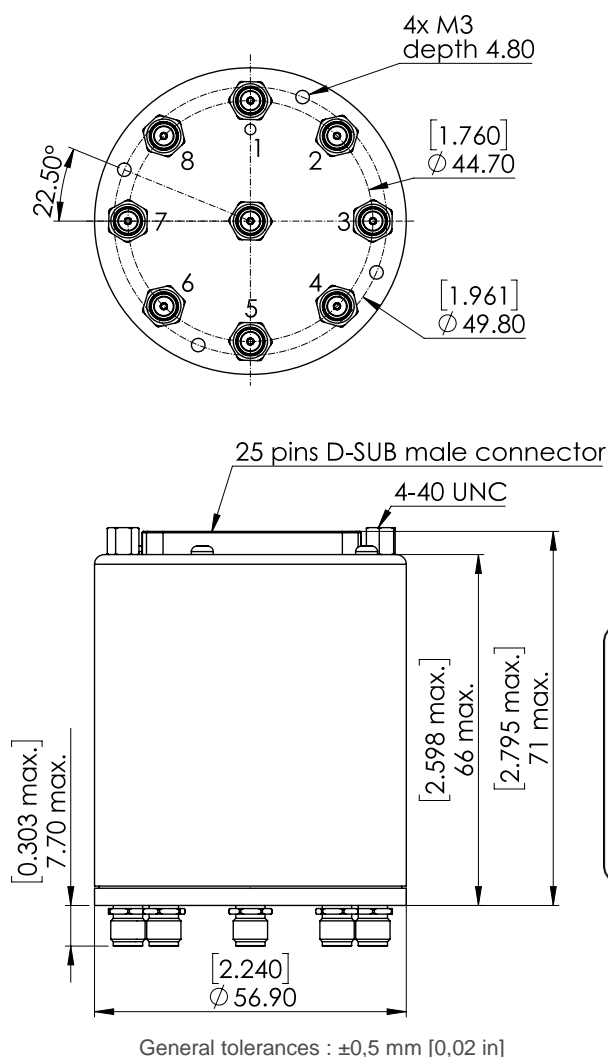
PAGE **2/2**

ISSUE **06-02-18**

SERIE : **SPnT**

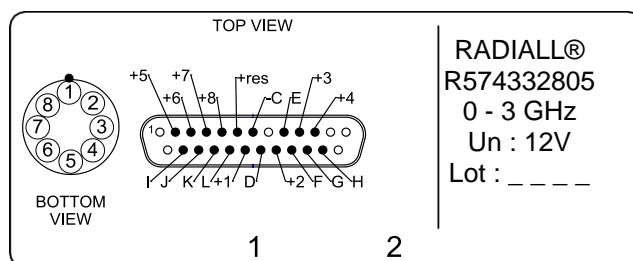
PART NUMBER : **R574332805**

DRAWING

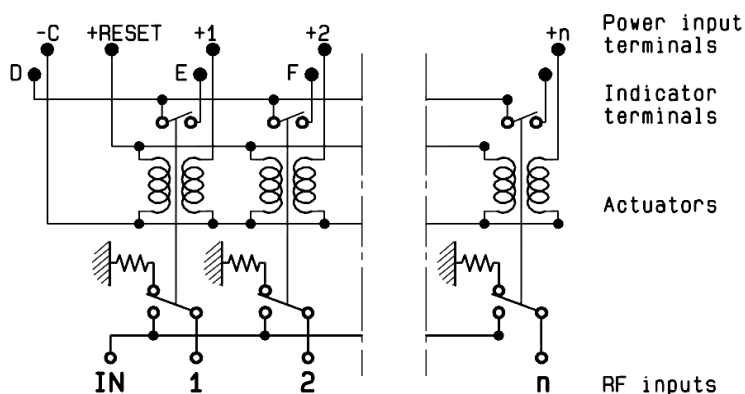


Voltage	RF Continuity	Ind.
-C +RESET	All ports open	- -
-C +1	IN $\leftrightarrow$ 1	D.E
-C +2	IN $\leftrightarrow$ 2	D.F
-C +3	IN $\leftrightarrow$ 3	D.G
-C +4	IN $\leftrightarrow$ 4	D.H
-C +5	IN $\leftrightarrow$ 5	D.I
-C +6	IN $\leftrightarrow$ 6	D.J
-C +7	IN $\leftrightarrow$ 7	D.K
-C +8	IN $\leftrightarrow$ 8	D.L

**LABEL**



SCHEMATIC DIAGRAM



# Mouser Electronics

Authorized Distributor

Click to View Pricing, Inventory, Delivery & Lifecycle Information:

Radial:

[R574332805](#)