

PAGE 1/2

ISSUE 22-09-15

SERIE : SPnT

PART NUMBER : R573123405LP

RF CHARACTERISTICS

Number of ways : 4
Frequency range : 0 - 12.4 GHz
Impedance : 50 Ohms

Frequency (GHz)	DC - 3	3 - 8	8 - 12.4
VSWR max	1.20	1.35	1.50
Insertion loss max	0.20 dB	0.35 dB	0.50 dB
Isolation min	80 dB	70 dB	60 dB
Average power (*)	400 W	250 W	200 W

	Passive intermodulation
Tone 1	1810 MHz, approximately 43 dBm
Tone 2	1850 MHz, approximately 43 dBm
3 rd order PIM	- 160 dBc at 1770 MHz

Depending on application, carrier powers and frequencies, PIM measurements can vary.
PIM testing is not measured during product acceptance test.

ELECTRICAL CHARACTERISTICS

Actuator : LATCHING
Nominal current ** : 125 mA / RESET : 500 mA ****
Actuator voltage (Vcc) : 28V (24 to 30V) / NEGATIVE COMMON
Terminals : 25 pins D-SUB male connector

MECHANICAL CHARACTERISTICS

Connectors***** : N female per MIL-C 39012
Life : 2.000.000 cycles per position
Switching Time*** : < 15 ms
Construction : Splashproof
Weight : < 460 g

ENVIRONMENTAL CHARACTERISTICS

Operating temperature range : -25°C to +70°C
Storage temperature range : -55°C to +85°C

(* Average power at 25°C per RF Path)
(** At 25° C ±10%)
(*** Nominal voltage ; 25° C)
(***** Recommended mating torque: 300 N.cm)



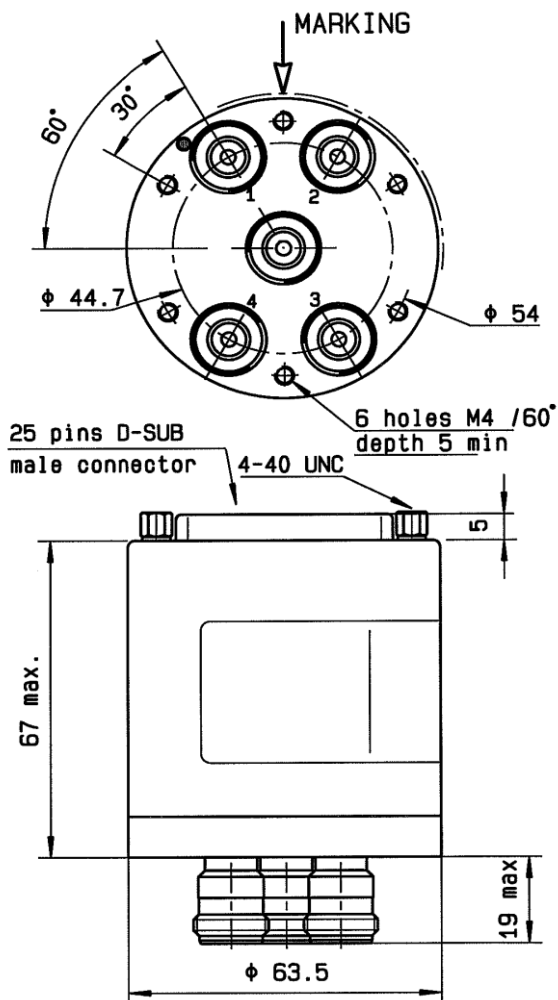
PAGE 2/2

ISSUE 22-09-15

SERIE : SPnT

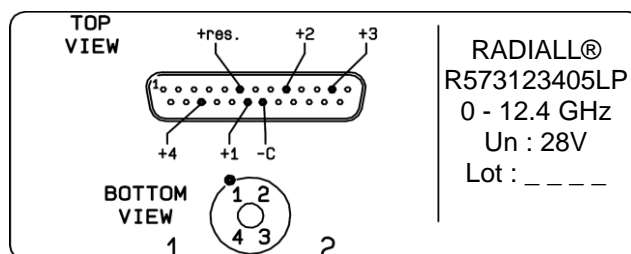
PART NUMBER : R573123405LP

DRAWING



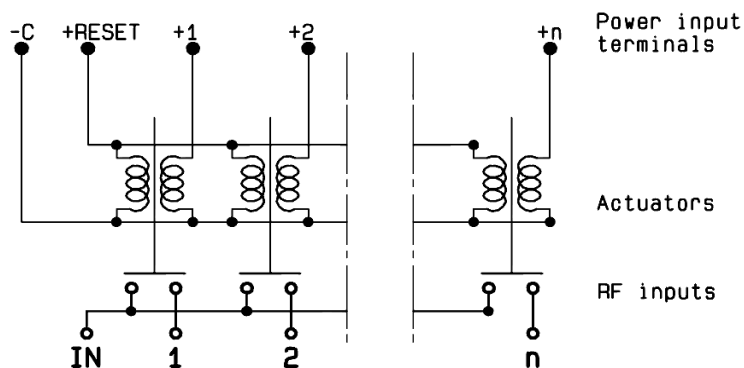
Voltage	RF Continuity
-C +RESET	All ports open
-C +1	IN ↔ 1
-C +2	IN ↔ 2
-C +3	IN ↔ 3
-C +4	IN ↔ 4

LABEL



General tolerances : ±0.5 mm

SCHEMATIC DIAGRAM



Mouser Electronics

Authorized Distributor

Click to View Pricing, Inventory, Delivery & Lifecycle Information:

Radial:

[R573123405LP](#)