

PAGE 1/2

ISSUE 11-04-17

SERIE : SPnT

PART NUMBER : R573003820

RF CHARACTERISTICS

Number of ways : 8
Frequency range : 0 - 3 GHz
Impedance : 50 Ohms

Frequency (GHz)	DC - 3
VSWR max	1.30
Insertion loss max	0.30 dB
Isolation min	80 dB
Average power (*)	400 W

ELECTRICAL CHARACTERISTICS

Actuator : NORMALLY OPEN
Nominal current ** : 102 mA
Actuator voltage (Vcc) : 28V (24 to 30V)
Terminals : solder pins (250°C max. / 30 sec.)
TTL inputs (E) - High level : 2.2 to 5.5 V / 800µA at 5.5 V
- Low level : 0 to 0.8 V / 20µA at 0.8 V

MECHANICAL CHARACTERISTICS

Connectors : N female per MIL-C 39012
Life : 2 million cycles per position
Switching Time*** : < 15 ms
Construction : Splashproof
Weight : < 680 g

ENVIRONMENTAL CHARACTERISTICS

Operating temperature range : -40°C to +85°C
Storage temperature range : -55°C to +85°C

(* Average power at 25°C per RF Path)

(** At 25° C ±10%)

(*** Nominal voltage ; 25° C)



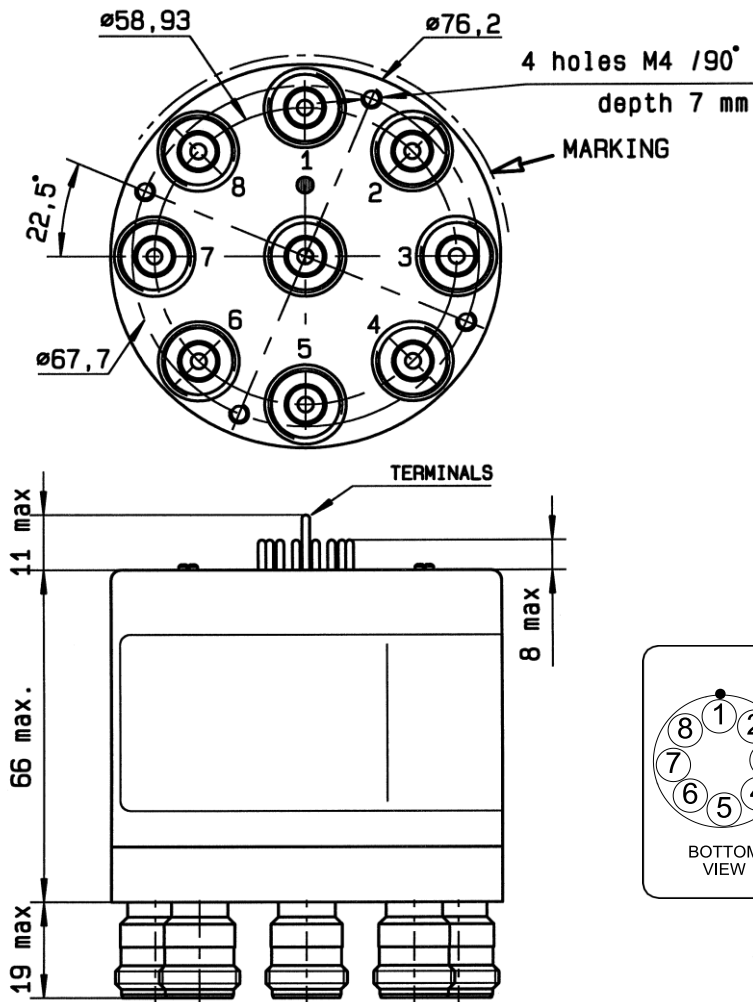
PAGE 2/2

ISSUE 11-04-17

SERIE : SPnT

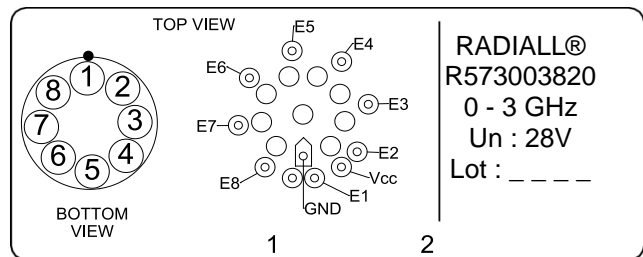
PART NUMBER : R573003820

DRAWING



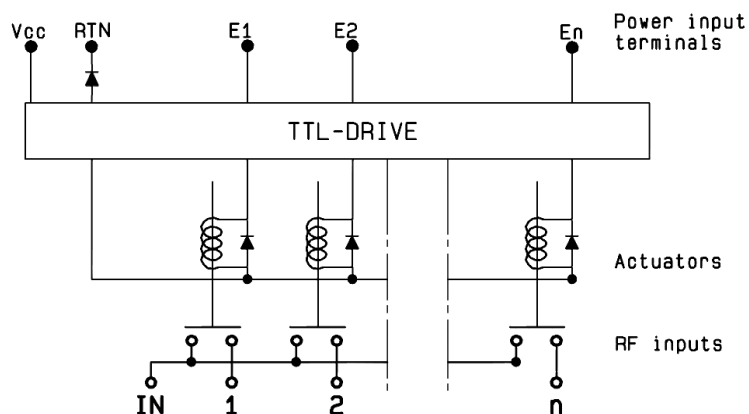
TTL input	RF Continuity
E1 = 1	IN ↔ 1
E2 = 1	IN ↔ 2
E3 = 1	IN ↔ 3
E4 = 1	IN ↔ 4
E5 = 1	IN ↔ 5
E6 = 1	IN ↔ 6
E7 = 1	IN ↔ 7
E8 = 1	IN ↔ 8

LABEL



General tolerances : $\pm 0,5$ mm [0,02 in]

SCHEMATIC DIAGRAM



Mouser Electronics

Authorized Distributor

Click to View Pricing, Inventory, Delivery & Lifecycle Information:

Radial:

[R573003820](#)