

PAGE **1/2**

ISSUE **05-06-15**

SERIE : **SPDT**

PART NUMBER : **R570923000**

RF CHARACTERISTICS

Frequency range : **0 - 2.5 GHz**
 Impedance : **75 Ohms**

Frequency (GHz)	DC - 1	1 - 2.5
VSWR max	1.20	1.30
Insertion loss max	0.20 dB	0.30 dB
Isolation min	80 dB	70 dB
Average power (*)	400 W	240 W

ELECTRICAL CHARACTERISTICS

Actuator : **FAILSAFE**
 Nominal current ** : **102 mA**
 Actuator voltage (Vcc) : **28V (24 to 30V)**
 Terminals : **solder pins (250°C max. / 30 sec.)**
 Indicator rating : **1 W / 30 V / 100 mA**

MECHANICAL CHARACTERISTICS

Connectors : **1.6/5.6 female per IEC 169-13**
 Life : **5 million cycles**
 Switching Time*** : **< 10 ms**
 Construction : **Splashproof**
 Weight : **< 45 g**

ENVIRONMENTAL CHARACTERISTICS

Operating temperature range : **-25°C to +70°C**
 Storage temperature range : **-40°C to +85°C**

(* Average power at 25°C per RF Path)

(** At 25° C ±10%)

(*** Nominal voltage ; 25° C)



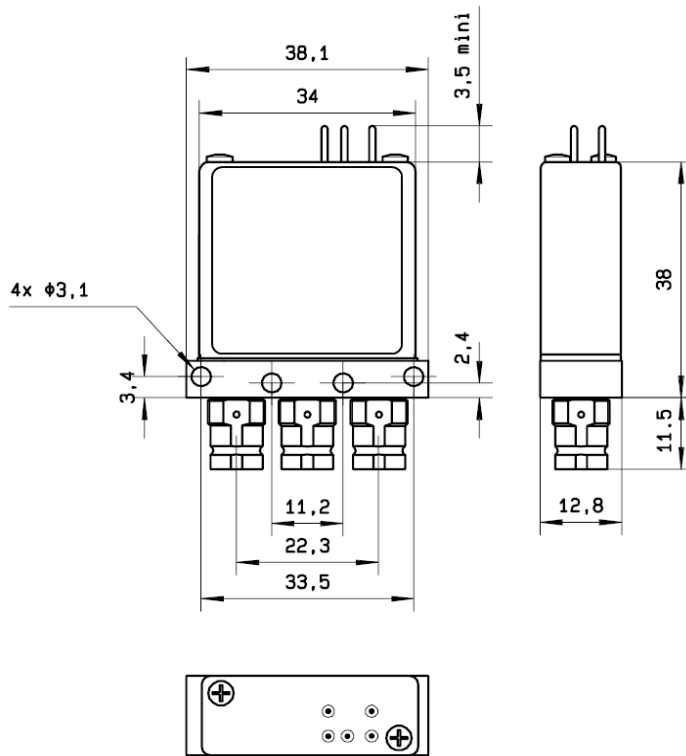
PAGE 2/2

ISSUE 05-06-15

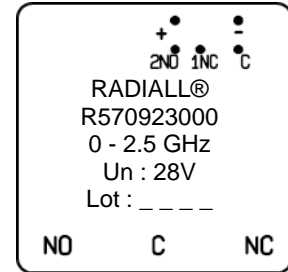
SERIE : SPDT

PART NUMBER : R570923000

DRAWING

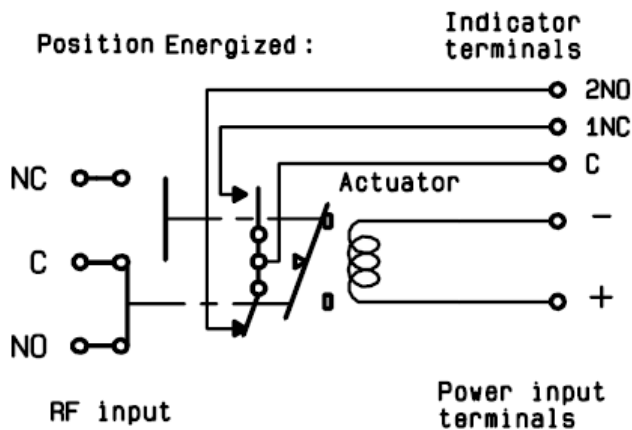


LABEL



General tolerances : ± 0.5 mm

SCHEMATIC DIAGRAM



Voltage	RF Continuity	Ind.
De-energized	C \leftrightarrow NC	C.1NC
energized	C \leftrightarrow NO	C.2NO

Mouser Electronics

Authorized Distributor

Click to View Pricing, Inventory, Delivery & Lifecycle Information:

Radial:

[R570923000](#)