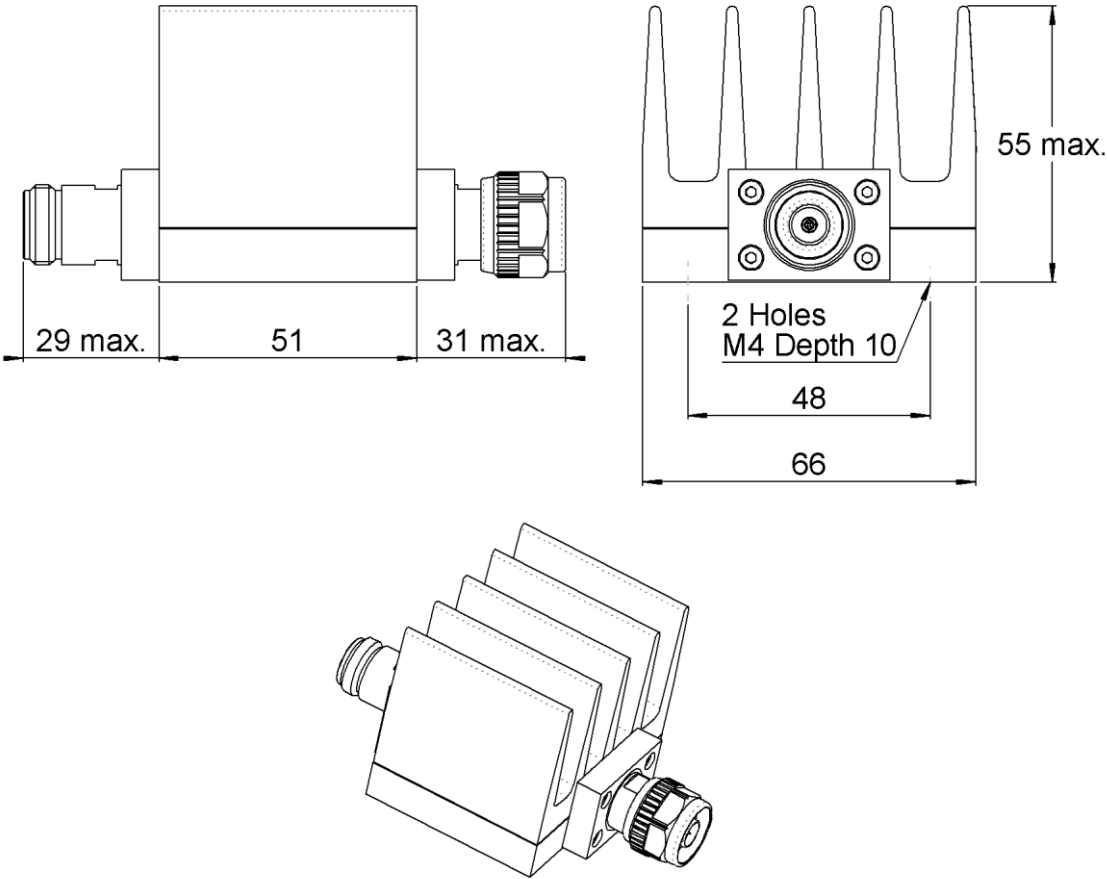
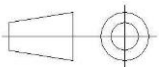


PAGE 1/2	ISSUE 18-03-16B	SERIES ATTENUATOR	PART NUMBER R417020120
----------	-----------------	----------------------	------------------------

SCALE 1 : 2



All dimensions are in mm.



COMPONENTS	MATERIALS	PLATING (µm)
Body	STAINLESS STEEL	PASSIVATED
Male center contact	BERYLLIUM COPPER	GOLD 0.5 OVER NICKEL PHOSPHORUS 2
Female center contact	BERYLLIUM COPPER	GOLD 0.5 OVER NICKEL PHOSPHORUS 2
Outer contact	-	-
Insulator	PTFE	
Gasket	SILICONE RUBBER	
Substrate	ALUMINA	
Resistor	THICK FILM	
Others parts	ALUMINIUM	BLACK PAINTING

PAGE 2/2

ISSUE 18-03-16B

 SERIES
 ATTENUATOR

 PART NUMBER **R417020120**

ELECTRICAL CHARACTERISTICS

Frequency (GHz)	DC - 1	1 - 2	2 - 3
V.S.W.R (≤)	1.10	1.25	1.35
Deviation(±dB)	2.00	2.00	2.00

Operating Frequency Range	DC - 3	GHz
Impedance	50	Ω
Nominal Attenuation	20	dB
Peak power at 25°C (1μs, 1%)	5000	W
Average power at 25°C	40	W (Free Air Cooled)
	50	W (Conduction Cooled)

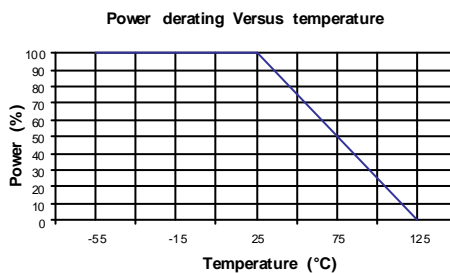
For conduction cooling, a plate 500 cm2 x 3 mm(78 sq.in*1/8) min. is required

MECHANICAL CHARACTERISTICS

Connectors	N	Male Female	MIL-C 39012
Weight	357,2700	g	

ENVIRONMENTAL CHARACTERISTICS

Operating temperature range	-55 /+125	°C
Storage temperature range	-55 /+125	°C



SPECIFICATION

OTHER CHARACTERISTICS

Mouser Electronics

Authorized Distributor

Click to View Pricing, Inventory, Delivery & Lifecycle Information:

Radial:

[R417020120](#)