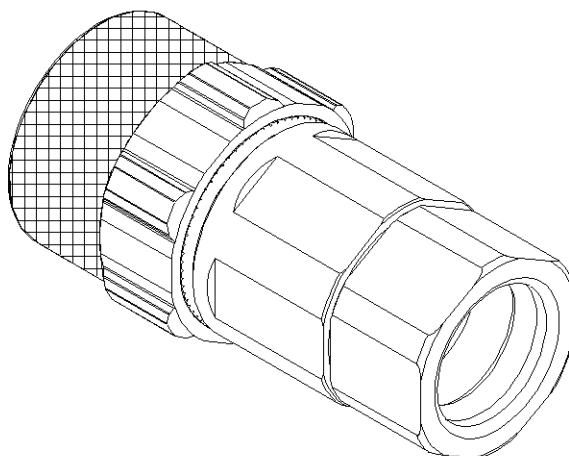
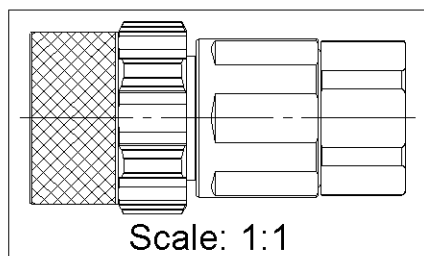
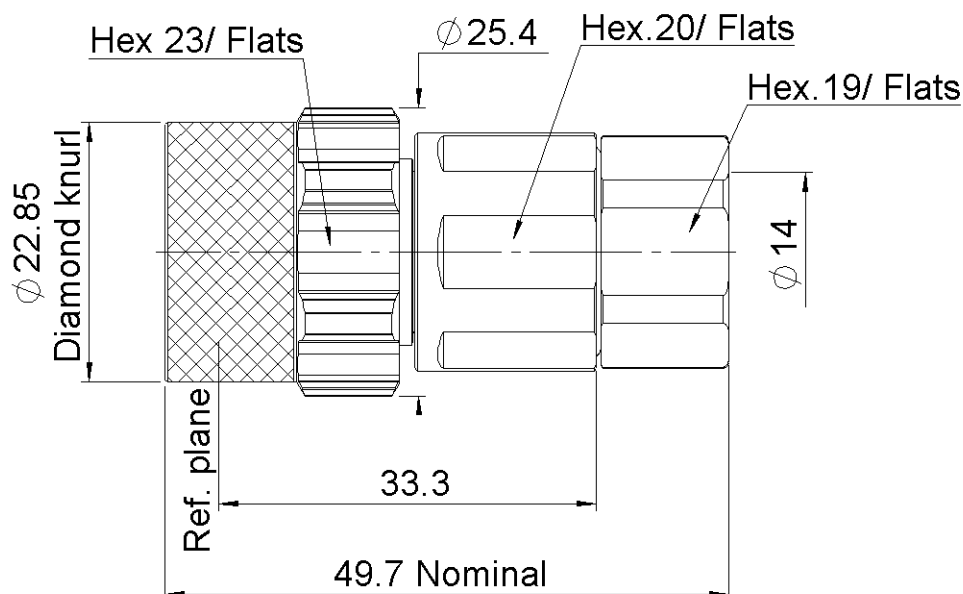


PAGE 1/3

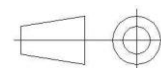
ISSUE 1416C

SERIES QLI

PART NUMBER R184037007



All dimensions are in mm.



COMPONENTS	MATERIALS	PLATING (µm)
Body	BRASS	BBR
Center contact	BRONZE	SILVER
Outer contact	BRASS	BBR
Insulator	PTFE	
Gasket	SILICONE RUBBER	
Others parts	BRASS	BBR
-	-	-
-	-	-

PAGE **2/3**

ISSUE **1416C**

SERIES **QLI**

PART NUMBER **R184037007**

PACKAGING

Standard	Unit	Other
50	Contact us	Contact us

ELECTRICAL CHARACTERISTICS

Impedance	50	Ω
Frequency	0-6	GHz
VSWR	1.04 + 0.0200	x F(GHz) Maxi
Insertion loss	0.05	\sqrt{F} (GHz) dB Maxi
RF leakage	NA	- F(GHz)) dB Maxi
Voltage rating	1400	Veff Maxi
Dielectric withstanding voltage	2500	Veff mini
Insulation resistance	5000	M Ω mini

MECHANICAL CHARACTERISTICS

Center contact retention		
Axial force – Mating End	50	N mini
Axial force – Opposite end	30	N mini
Torque	NA	N.cm mini
Recommended torque		
Mating	NA	N.cm
Panel nut	NA	N.cm
Clamp nut	950	N.cm
A/F clamp nut	19.0000	mm
Mating life	100	Cycles mini
Weight	83.7000	g

ENVIRONMENTAL

Operating temperature	-55~+120	°C
Hermetic seal	NA	Atm.cm3/s
Panel leakage	NA	

SPECIFICATION

CABLE ASSEMBLY

Stripping	a	b	c	d	e	f
mm	7	13	20	0	0.8	0

Assembly instruction:

Recommended cable(s)

FSJ4RN-50B
HCF1/2"CuH-50oAlCu

Characteristics indicated on this data sheet are those that can be achieved with the highest performance cable. Intrinsic limitations of the cable may diminish the performance of the assembly

Cable retention

- pull off	350	N mini
- torque	NA	N.cm

TOOLING

Part Number	Description	Hexagon
.	.	.

OTHER CHARACTERISTICS

IP67 mated condition

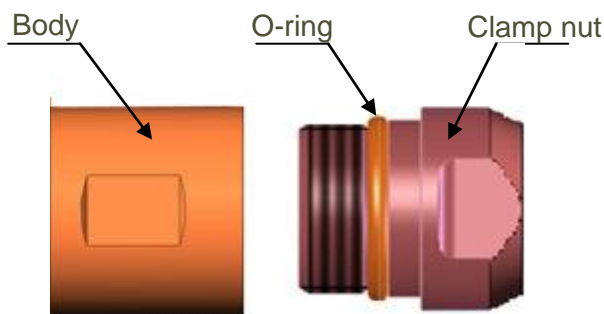
PAGE **3/3**

ISSUE **1416C**

SERIES **QLI**

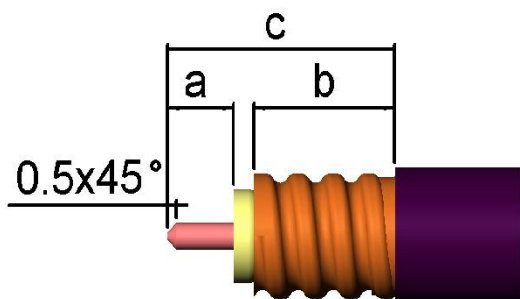
PART NUMBER **R184037007**

COMPONENTS



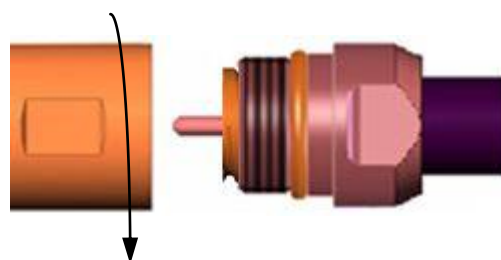
1

- Strip the cable.
- Do not damage the outer conductor.
- The end surface of inner conductor should be chamfered.
- Remove impurities such as copper scraps and burrs on the end surface of the cable.




3

- Screw the body onto the cable assembly.
- Recommended coupling torque: 950N.cm



2

- Put the O-ring onto the clamp nut.
- Screw the clamp nut along the outer conductor of the cable, make sure dimension e is ok after tightening.



Mouser Electronics

Authorized Distributor

Click to View Pricing, Inventory, Delivery & Lifecycle Information:

Radial:

[R184037007W](#)