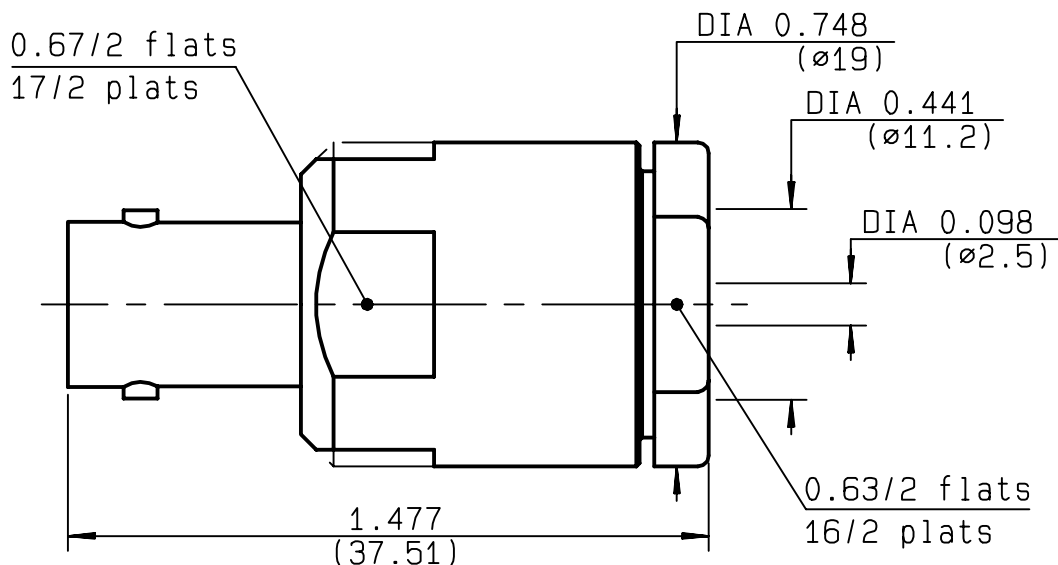


STRAIGHT JACK CLAMP TYPE
CABLE 10+11/50
R141.219.000
SERIES BNC


NOMINAL IMPEDANCE	50	Ω
FREQUENCY RANGE	0-4	GHz
TEMPERATURE RATING	-65/+165	$^{\circ}\text{C}$
V.S.W.R	1.2 +	x F(GHz)Maxi
RF INSERTION LOSS	0.1	$\sqrt{F}(\text{GHz})$ dB Maxi
VOLTAGE RATING	500	Veff Maxi
DIELECTRIC WITHSTANDING VOLTAGE	1500	Veff Mini
INSULATION RESISTANCE	5000	M Ω Mini
HERMETIC SEAL	NA	Atm.cm ³ /s
LEAKAGE (pressurized only)	NA	
MECHANICAL DURABILITY	500	Cycles
WEIGHT	36.8	gr
SPECIFICATION		

CABLES : **KX 13**
KX 4
RG 213
RG 214
RG 225
RG 393

OTHERS CHARACTERISTICS

CABLE RETENTION	350	N Mini
CENTER CONTACT RETENTION		
Axial force - mating end	27	N Mini
Axial force - opposite end	27	N Mini
Torque	NA	cm.N Mini
RECOMMENDED TORQUES		
Mating	NA	cm.N
Panel nut	NA	cm.N
Clamp nut	450	cm.N

CONNECTOR PARTS: MATERIALS

BODY	BRASS
OUTER CONTACT	
CENTER CONTACT	BERYLLIUM COPPER
INSULATOR	PTFE
GASKET	SILICONE RUBBER
OTHERS PIECES	BRASS

FINISH

(all values are given)
in micrometers

NICKEL 2
GOLD 0.5 OVER NICKEL 2
-
-
NICKEL 2

ISSUE

9843A00

CREATION DATE

22/12/1997

FILE PART-NUMBER

97-0011-028


RADIALL®

The information given here is subject to change without notice.
 Design changes may be in order to improve the product .

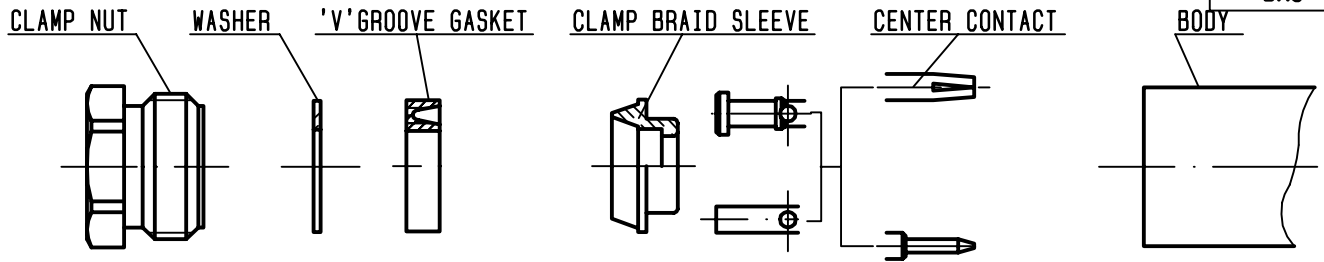
Connect to the future



R141.219.000

ISSUE **9843A00** SERIES

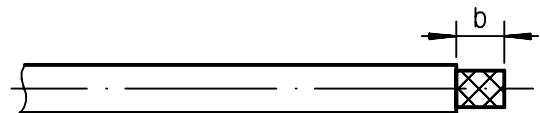
BNC



①

Strip the cable .

-
-
-
-

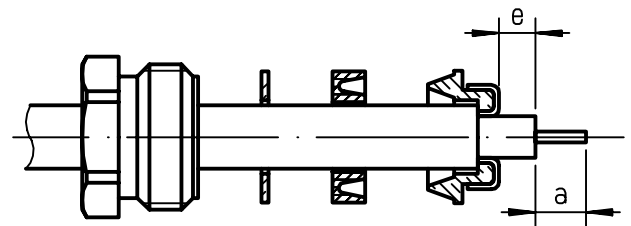


Stripping	a	b	c	d	e
inch	0.118	0.354	0	0	0.039
mm	3	9			1

②

Slide clamp nut, washer and 'V'groove gasket onto cable .
Slide clamp braid sleeve over braid .
Fold braid back and trim off extra braid.
Trim dielectric back as shown .

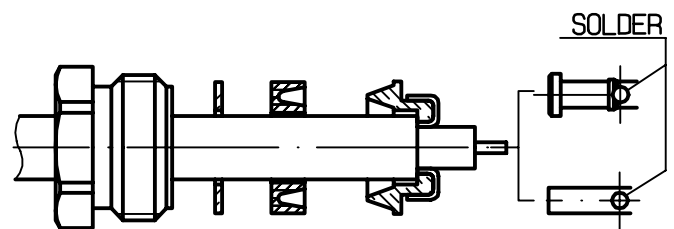
-



③

Solder the center contact onto cable center conductor.

-
-
-
-
-
-



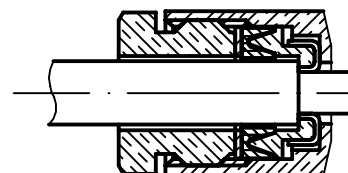
④

Screw sub-assembly into the connector body .

(recommended coupling torque 450N.cm)

-
-

39.82in.lb



Hex. : 16 mm /flats

Hex. : 0.63inch /flats

Mouser Electronics

Authorized Distributor

Click to View Pricing, Inventory, Delivery & Lifecycle Information:

Radial:

R141219000