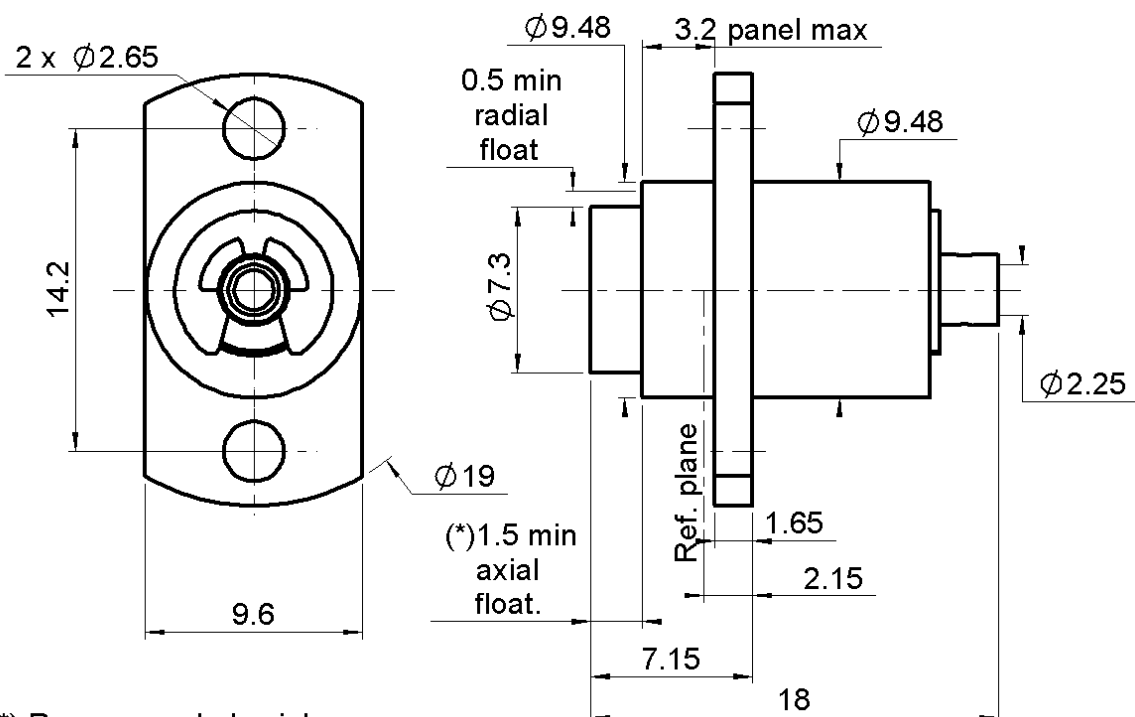


# STRAIGHT JACK FLOATING FLANGE MOUNT

SOLDER CABLE .085

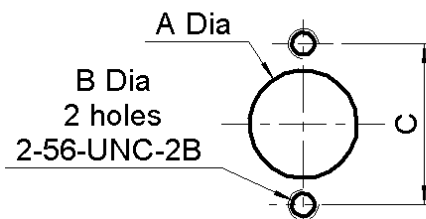
## R128.292.700

Series : BMA

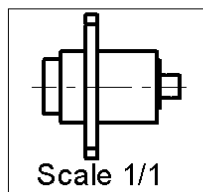


(\*) Recommended axial float mount for best electrical performance:  
0.51 +/- 0.25 mm  
(.020" +/- .010)

### PANEL DRILLING



	maxi	mini
A	9.6	9.55
C	14.3	14.1



All dimensions are in mm.



COMPONENTS	MATERIALS	PLATING ( $\mu\text{m}$ )
BODY	STAINLESS STEEL	GOLD 0.5 OVER NICKEL 2
CENTER CONTACT	BERYLLIUM COPPER	GOLD 1.3 OVER NICKEL2
OUTER CONTACT	BERYLLIUM COPPER	NPGR
INSULATOR	PTFE	
GASKET	-	
OTHERS PARTS	BRASS	NICKEL 2
-	-	-
-	-	-

Issue : 1110 C

In the effort to improve our products, we reserve the right to make changes judged to be necessary.



**STRAIGHT JACK FLOATING FLANGE MOUNT****SOLDER CABLE .085****R128.292.700**Series : **BMA****PACKAGING**

Standard	Unit	Other
<b>100</b>	<b>'W' option</b>	<b>Contact us</b>

**ELECTRICAL CHARACTERISTICS**

Impedance	<b>50</b>	$\Omega$
Frequency	<b>0-22</b>	GHz
VSWR	<b>1.05 + 0,0100</b>	x F(GHz) Maxi
Insertion loss	<b>0.03</b>	$\sqrt{F}(\text{GHz})$ dB Maxi
RF leakage	- ( <b>90</b> )	- F(GHz)) dB Maxi
Voltage rating	<b>350</b>	Veff Maxi
Dielectric withstanding voltage	<b>1000</b>	Veff mini
Insulation resistance	<b>5000</b>	M $\Omega$ mini

**MECHANICAL CHARACTERISTICS**

Center contact retention	
Axial force – Mating end	<b>27</b> N mini
Axial force – Opposite end	<b>27</b> N mini
Torque	<b>NA</b> N.cm mini

Recommended torque	
Mating	<b>NA</b> N.cm
Panel nut	<b>NA</b> N.cm
Clamp nut	<b>NA</b> N.cm
A/F clamp nut	<b>0,0000</b> mm

Mating life	<b>1000</b> Cycles mini
Weight	<b>4,5770</b> g

**ENVIRONMENTAL**

Operating temperature	<b>-65/+165</b> °C
Hermetic seal	<b>NA</b> Atm.cm3/s
Panel leakage	<b>*IP54</b>

**SPECIFICATION****CABLE ASSEMBLY**

Stripping	a	b	c	d	e	f
mm	1,78	0,00	0,00	0,00	0,00	0,00

Assembly instruction :

Recommended cable(s)

BELN 1671A

RG 405

KS 1

Characteristics indicated on this data sheet are those that can be achieved with the highest performance cable. Intrinsic limitations of the cable may diminish the performance of the assembly

Cable retention

- pull off	<b>136</b> N mini
- torque	<b>NA</b> N.cm

**TOOLING**

Part Number	Description	Hexagon
.	.	.
R282.051.000	STRIPPING TOOL	
R282.062.000	POINTER GAUGE	
R282.740.000	SOLDERING MOUNTING	
R282.860.130	SOLDER POSITIONER BMA	

**OTHER CHARACTERISTICS**

\*Mated with waterproof male connector

**It is recommended to use a service loop to facilitate the float features of the connector**

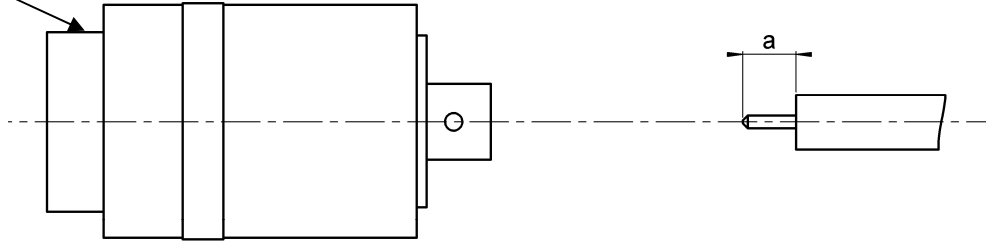
Issue : **1110 C**

In the effort to improve our products, we reserve the right to make changes judged to be necessary.

**RADIALL**®

**STRAIGHT JACK FLOATING FLANGE MOUNT****R128.292.700****SOLDER CABLE .085**

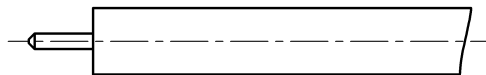
Series : BMA

**COMPONENT****STRIPPING DIMENSION****BODY**

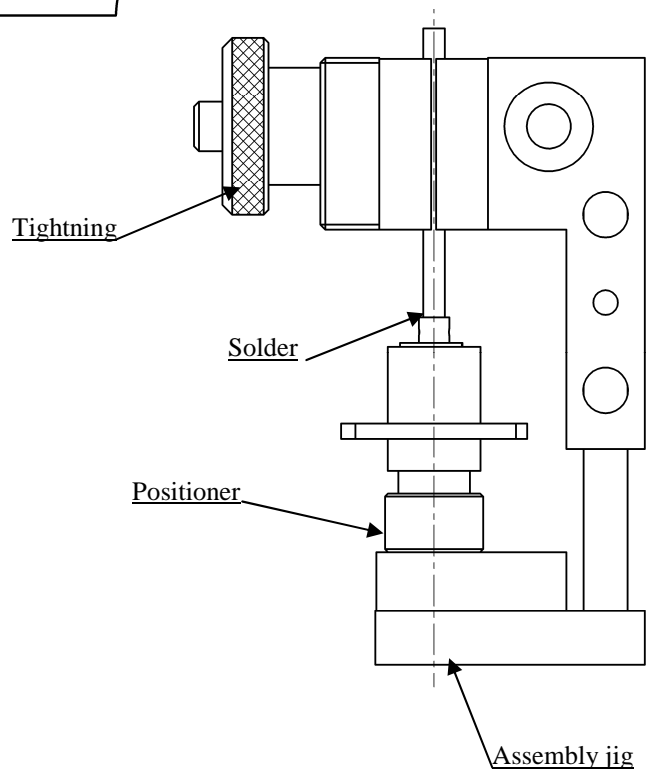
We recommend a cable thermal preconditioning before assembly

**1**

- Strip the cable with the cable stripping tool.
- Trim the cable inner conductor with the trimmer.
- Clean the cable

**2**

- Introduce the cable into the body until contact with the body shoulder..
- Place the sub-assembly on assembly jig with the positioner and tighten it.
- Solder body on the cable.
- Let assembly cool down before removing it from the jig.

**Issue : 1110 C**

In the effort to improve our products, we reserve the right to make changes judged to be necessary.

**RADIALL®**

# Mouser Electronics

Authorized Distributor

Click to View Pricing, Inventory, Delivery & Lifecycle Information:

Radial:

[R128292700](#)