

Tight Tolerance Ultraviolet LED Lamp TZ Series (T1^{3/4}, 5mm Round / 15° & 30°)

BIVAR

UV5TZ-XXX-XX

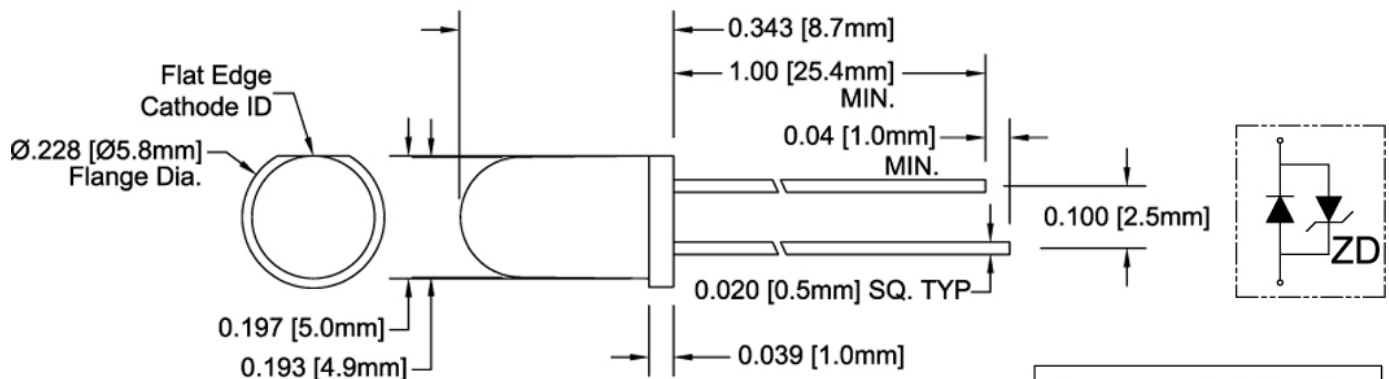
- ◆ RoHS Compliant
- ◆ Low Power Consumption
- ◆ Low Current Requirement
- ◆ High Efficiency
- ◆ Tight Tolerance of Wavelengths
- ◆ Equipped with a Protective Zener Diode Built-in



Bivar **UV5TZ-XXX-XX** Tight Tolerance Ultraviolet (UV) LEDs have peak wavelengths in the highly desirable ranges from 385 to 405nm with a tight tolerance of +/-2.5nm. These UV LEDs also have a built-in Zener Diode providing protective circuit against electrostatic discharge (ESD).

Applications: Industrial curing, fluorescence disclosing and verification, air purification, medical and biomedical applications, dermatological equipment, and hazardous materials detection.

Part Number	Chip Material	Emitted Color	Peak Wavelength	Lens Color	Viewing Angle
UV5TZ-385-15	InGaN/Sapphire	Purple	385nm	Water Clear	15°
UV5TZ-390-15			390nm		
UV5TZ-395-15			395nm		
UV5TZ-400-15			400nm		
UV5TZ-405-15			402.5nm		
UV5TZ-385-30	InGaN/Sapphire	Purple	385nm	Water Clear	30°
UV5TZ-390-30			390nm		
UV5TZ-395-30			395nm		
UV5TZ-400-30			400nm		
UV5TZ-405-30			402.5nm		



Outline Drawings Notes:

1. All dimensions are in inches [millimeters].
2. Standard tolerance: ±0.010" unless otherwise noted.
3. Tolerance of overall epoxy outline: ±0.020" unless otherwise noted.
4. Epoxy meniscus may extend to 0.060" max.

Recommended Mounting

Hole Size = $\varnothing.032^{+.003}_{-.002}$



CAUTION: EMITS ULTRAVIOLET RADIATION!!

- This UV (ultraviolet) LED during operation radiates intense UV light.
- Do not look directly into the UV light during operation of device. This can be harmful to human body especially to the eyes and skin, even for brief period due to the intense UV light.
- If viewing the UV light is necessary, please use UV filtered glasses to avoid damage by the UV light.
- If the UV LED in your product might be viewed directly, please affix a caution label to your product to that effect.

Avoid direct eye and skin exposure to UV light. Keep out of reach of children.



Bivar reserves the right to make changes at any time.

Tight Tolerance Ultraviolet LED Lamp UV5TZ-XXX-XX



Absolute Maximum Ratings

$T_A = 25^\circ\text{C}$ unless otherwise noted

Power Dissipation	120 mW
Forward Current (DC)	30 mA
Peak Forward Current ¹	100 mA
Electrostatic Discharge (Class1)	2000 V
Reverse Voltage	— V
Operating Temperature Range	-25 ~ +80°C
Storage Temperature Range	-30 ~ +80°C
Lead Soldering Temperature (3 mm from the base of the epoxy bulb) ²	260°C

Notes: 1. 10% Duty Cycle, Pulse Width ≤ 0.1 msec. 2. Solder time less than 5 seconds at temperature extreme.

Electrical Characteristics

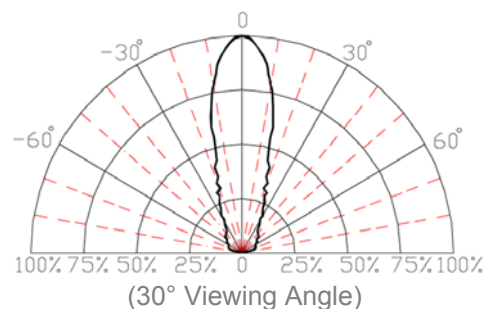
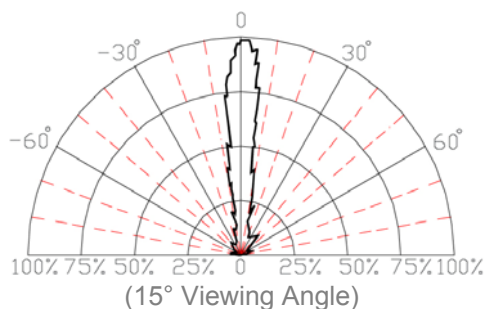
$T_A = 25^\circ\text{C}$ & $I_F = 20$ mA unless otherwise noted

Part Number	Forward Voltage (V) ¹			Recommend Forward Current (mA)			Reverse Current (mA)	Peak Wavelength λ_p (nm) ²			Emitting Power (mW)		50% Power Angle (deg)
	MIN	TYP	MAX	MIN	TYP	MAX	MAX	MIN	TYP	MAX	MIN	TYP ³	TYP
UV5TZ-385-15	2.9	3.2	3.5	10	15	20	/	382.5	385.0	387.5	10	20	15
UV5TZ-390-15	2.9	3.2	3.5					387.5	390.0	392.5	20	40	
UV5TZ-395-15	2.9	3.2	3.5					392.5	395.0	397.5	20	40	
UV5TZ-400-15	2.9	3.2	3.5					397.5	400.0	402.5	20	40	
UV5TZ-405-15	2.9	3.2	3.5					400.0	402.5	405.0	20	40	
UV5TZ-385-30	2.9	3.2	3.5	10	15	20	/	382.5	385.0	387.5	10	20	30
UV5TZ-390-30	2.9	3.2	3.5					387.5	390.0	392.5	20	40	
UV5TZ-395-30	2.9	3.2	3.5					392.5	395.0	397.5	20	40	
UV5TZ-400-30	2.9	3.2	3.5					397.5	400.0	402.5	20	40	
UV5TZ-405-30	2.9	3.2	3.5					400.0	402.5	405.0	20	40	

Notes: 1. Tolerance of forward voltage : $\pm 0.05\text{V}$. 2. Tolerance of peak wavelength : $\pm 1.0\text{nm}$. 3. Tolerance of emitting power (Typ) : $\pm 15\%$.

Directivity Radiation — Relative Luminous Intensity vs. Radiation Angle

$T_A = 25^\circ\text{C}$ unless otherwise noted



Bivar reserves the right to make changes at any time.

Tight Tolerance Ultraviolet LED Lamp UV5TZ-XXX-XX



Typical Electrical / Optical Characteristics Curves

$T_A = 25^\circ\text{C}$ unless otherwise noted



Fig. 1 Forward Current vs. Forward Voltage



Fig. 2 Relative Luminous Intensity vs. Forward Current



Fig. 3 Reverse Current vs. Reverse Voltage

Half Width = $\Delta\lambda$ 35nm
 Domi WL = A:385nm(UVXTZ-385-XX), B:390nm(UVXTZ-390-XX)
 C:395nm(UVXTZ-395-XX), D:400nm(UVXTZ-400-XX)
 E:402.5nm(UVXTZ-405-XX)

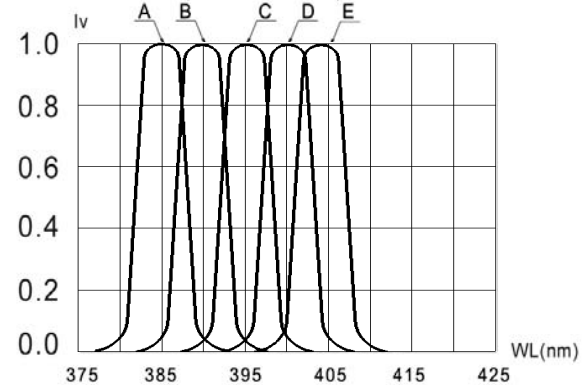


Fig. 4 Relative Luminous Intensity vs. Wavelength

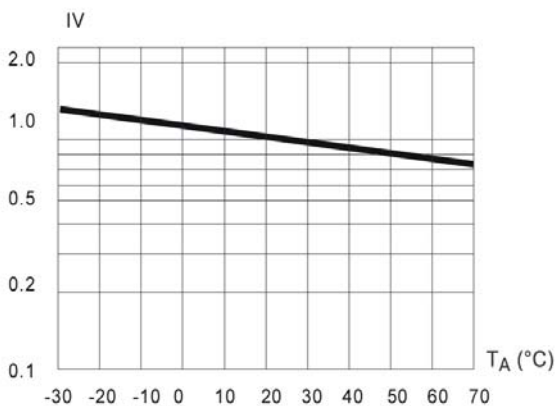


Fig. 5 Relative Luminous Intensity vs. Ambient Temperature



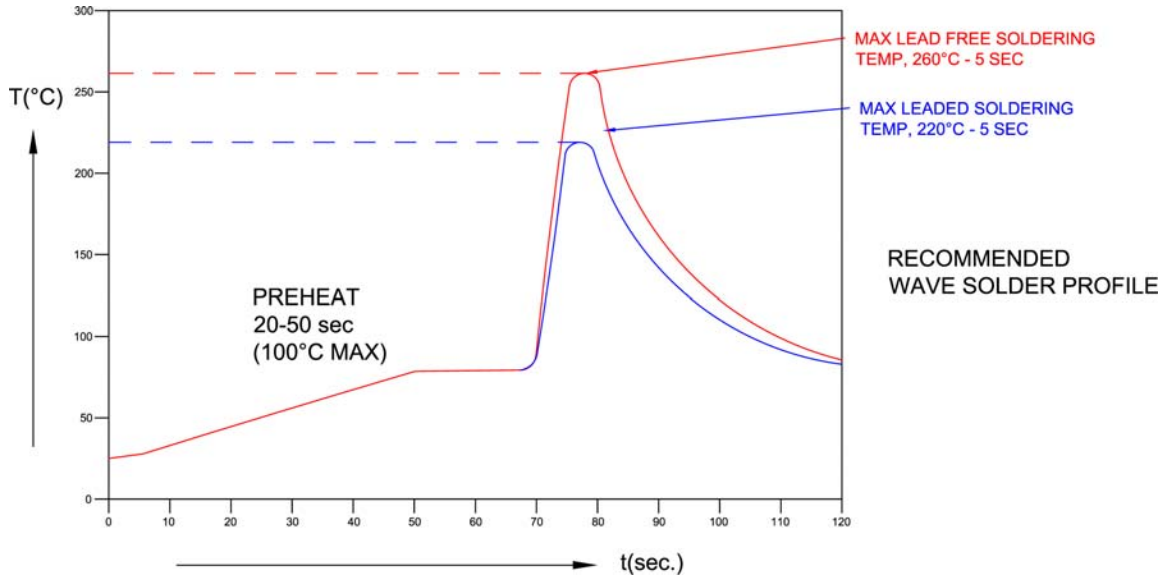
Fig. 6 Maximum Forward Current vs. Ambient Temperature

Bivar reserves the right to make changes at any time.

Tight Tolerance Ultraviolet LED Lamp UV5TZ-XXX-XX

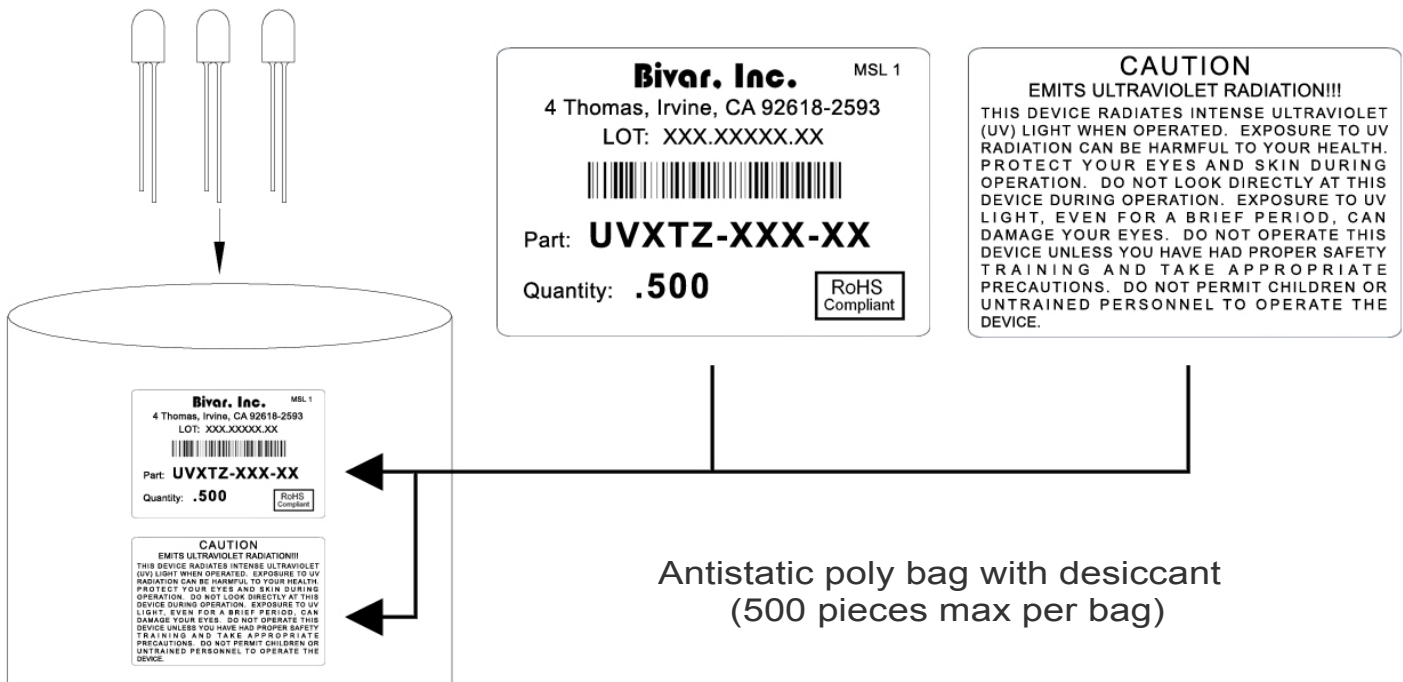


Recommended Soldering Conditions



Recommended Lead Free Wave Soldering Profile	
Preheat Temperature: 100°C Max.	Peak Profile Temperature: 260°C Max.
Preheat Time: 20 ~ 50 Seconds	Solder Time Above 217°C: 5 Seconds Max.
Note: 1. All top preheat stages are to be turned off so that the lamp body is not directly exposed to the heat source. 2. Profile taken on the LED lead at the bottom of the PCB.	

Packaging and labeling plan



Bivar reserves the right to make changes at any time.

Mouser Electronics

Authorized Distributor

Click to View Pricing, Inventory, Delivery & Lifecycle Information:

[BIVAR:](#)

[UV5TZ-390-15](#) [UV5TZ-395-15](#) [UV5TZ-400-15](#) [UV5TZ-405-15](#) [UV5TZ-390-30](#) [UV5TZ-395-30](#) [UV5TZ-400-30](#)
[UV5TZ-405-30](#) [UV5TZ-385-15](#) [UV5TZ-385-30](#)