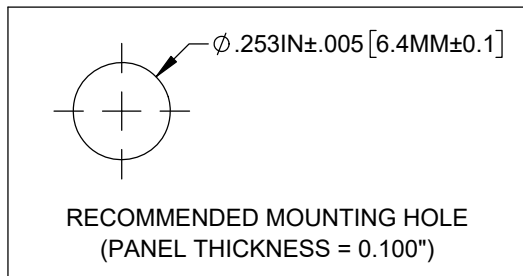
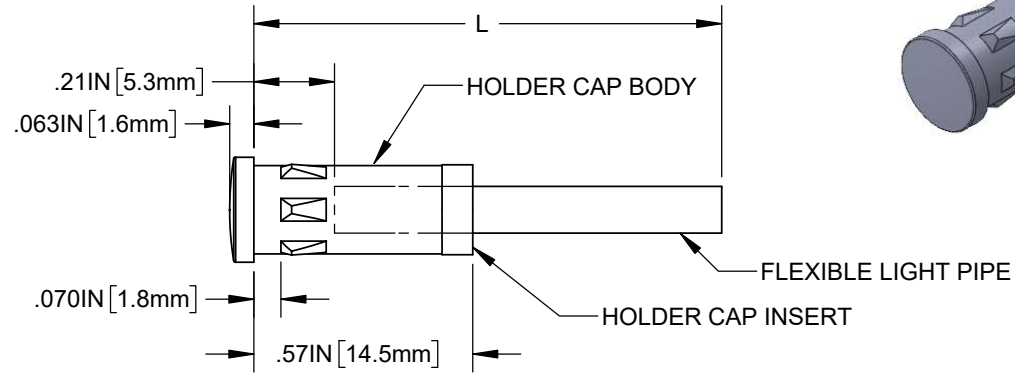
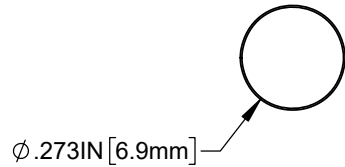


NOTES:

1. ALLOWABLE CUT LENGTH IS UP TO 3 DECIMAL PLACES.

REVISIONS			
REV.	DESCRIPTION	DATE	APPROVED
A	ENGINEERING RELEASE	9/14/2009	T.Y.
B	UPDATED FIBER IN BOM	11/16/2012	T.Y.
C	ECO-1219 - UPDATED LENS DIMENSIONS	8/22/2023	A.V.



LENGTH (L)	TOLERANCE
0.750" ~ 16.000"	±0.050"
16.001" ~ 40.000"	±0.150"
40.001" ~ 80.000"	±0.300"
80.001" ~ 3,940.0"	±0.500"

CUSTOMER USE DRAWING

STANDARD TOLERANCE (UNLESS OTHERWISE SPECIFIED)		 4 THOMAS, IRVINE, CA. 92618 TEL: (949) 951-8808 FAX: (949) 951-3974	
DECIMALS	ANGULAR		
.X ± .1	X° ± 1°	TITLE: LENS CAP/FLP ASSEMBLY 7MM ROUND	
.XX ± .02			
.XXX ± .010			
DESIGNED: B. OLIVER	DATE: 9/14/2009	DRAWING NO: FLP25-XX.X	REVISION: C
REVISED: K. BARON	DATE: 9/13/2023	SHEET SIZE A	CAGE CODE: 32559
CHECKED: A. VALDEZ	DATE: 9/13/2023	SCALE: 2:1	SHEET # 1 OF 1

Mouser Electronics

Authorized Distributor

Click to View Pricing, Inventory, Delivery & Lifecycle Information:

BIVAR:

[FLP25-10.0](#) [FLP25-2.0](#) [FLP25-6.0](#) [FLP25-1.950](#) [FLP25-2.375](#) [FLP25-3.5](#) [FLP25-8.0](#) [FLP25-16.0](#) [FLP25-17.0](#)
[FLP25-23.0](#) [FLP25-4.5](#) [FLP-LC-5-02](#)