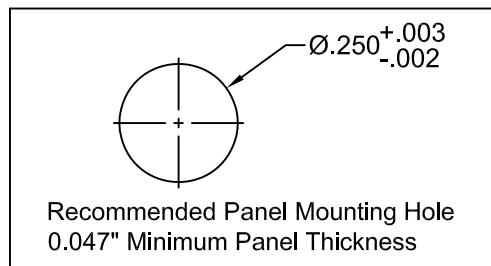
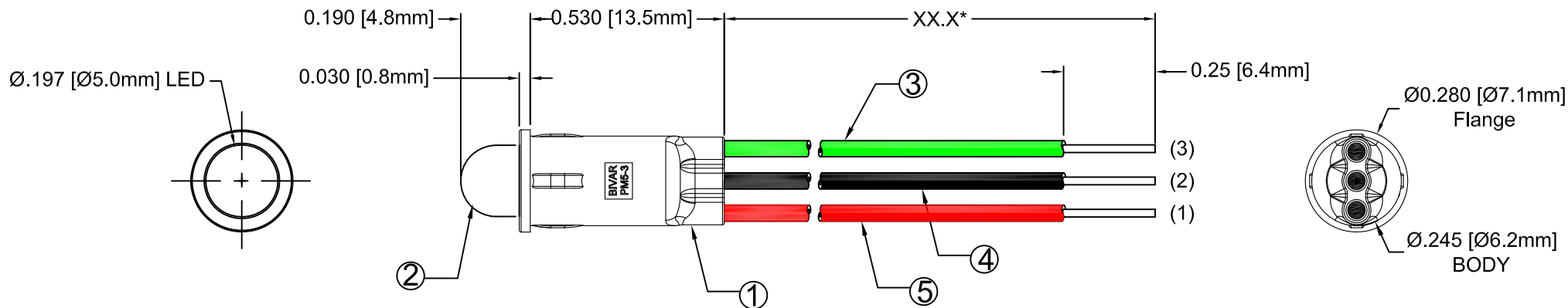
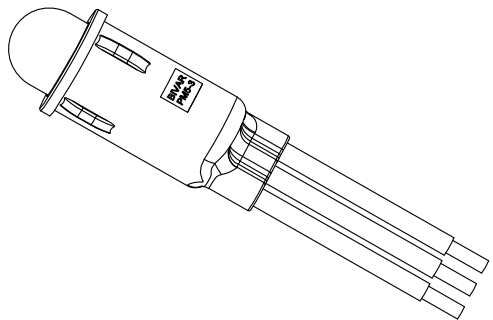


ITEM	Q'TY	PART NUMBER	PART DESCRIPTION
1	1	PM5-3	LED Holder, 3-Lead Panel Mount, Press Fit, (5mm)
2	1	5BC-3-XX	T1 ¾ (5mm) 3-Lead Shouldered LED, See Page 2.
3	1	BWS24-1061-GN	24AWG Wire Lead U.L. 1061, Green
4	1	BWS24-1061-BK	24AWG Wire Lead U.L. 1061, Black
5	1	BWS24-1061-RD	24AWG Wire Lead U.L. 1061, Red

REV.	DESCRIPTION	DATE	APPROVED
A	Engineering Release	12/02/08	T. Y.
B	Updated 5BC-3 LED on Polarity Diagram	09/01/09	T. Y.



LED P/N	(2) Common Cathode Black Wire	
	(1) Anode Red Wire	(3) Anode Green Wire
5BC-3	Red	Green
5BC-3-Y/G	Yellow	Green
5BC-3-R/Y	Red	Yellow



ABSOLUTE MAXIMUM RATINGS (Ta = 25°C)

REVERSE VOLTAGE	5V
REVERSE CURRENT (VR=5V)	100µA
OPERATING TEMPERATURE RANGE	-25°C ~ 85°C
STORAGE TEMPERATURE	-30°C ~ 100°C
LEAD SOLDERING TEMPERATURE (1/16" FROM BODY)	260°C for 5 Seconds

STANDARD TOLERANCE (UNLESS OTHERWISE SPECIFIED)		<div>BIVAR®</div> <div>4 THOMAS, IRVINE, CA. 92618</div> <div>TEL: (949) 951-8808 FAX: (949) 951-3974</div>	
DECIMALS	ANGULAR		
.X ± .1	X° ± 1°		TITLE: T1 ¾ (5mm) PANEL MOUNT ASSEMBLY, 3-LEAD BI-COLOR
.XX ± .02			
.XXX ± .010			
DESIGNED: Brian Oliver	DATE: 12/02/08	PART NO: PM53-XXWXX.X	REVISION: B
CHECKED: F. Jensen	DATE: 12/02/08	CAGE CODE : 32559	SHEET # 1 OF 2
CAD GENERATED DOCUMENT, DO NOT MEASURE DRAWING.			

REV.	DESCRIPTION	DATE	APPROVED
	SEE SHEET#1.		

Assembly Part No.	Emitted Colors	LED Part No.
PM53-BCWXX.X	RED/GREEN	5BC-3
PM53-YGWXX.X	YELLOW/GREEN	5BC-3-Y/G
PM53-RYWXX.X	RED/YELLOW	5BC-3-R/Y

PM53 - BC W12.5


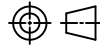
— XX.X = Wire Length "XX.X*"

 — Emitted Colors

 — 3-Lead Panel Mount Series

NOTES:

1. REFERENCE LED PRINTS FOR OPTICAL/ELECTRICAL SPECIFICATIONS

STANDARD TOLERANCE (UNLESS OTHERWISE SPECIFIED) <u>±10% ALL VALUES</u> <u>ANGULAR</u>		 4 THOMAS, IRVINE, CA. 92618 TEL: (949) 951-8808 FAX: (949) 951-3974	
			TITLE: T-1 3/4 (5mm) Panel Mount Assembly
DESIGNED: Brian Oliver	DATE: 12/02/08	PART NO: PM53-XXWXX.X	REVISION: B
CHECKED: F. Jensen	DATE: 12/02/08	CAGE CODE : 32559	SHEET # 2 OF 2
CAD GENERATED DOCUMENT, DO NOT MEASURE DRAWING.			

Mouser Electronics

Authorized Distributor

Click to View Pricing, Inventory, Delivery & Lifecycle Information:

BIVAR:

[PM53-BCW12.5](#) [PM53-RYW12.5](#) [PM53-YGW12.5](#)