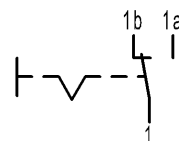
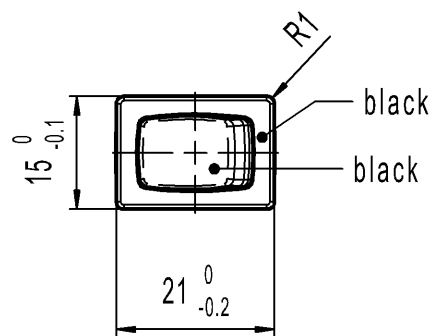
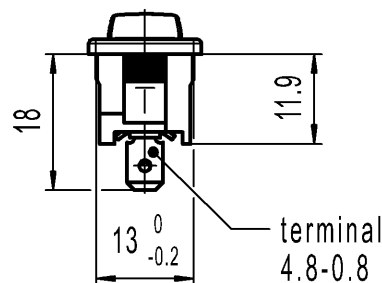
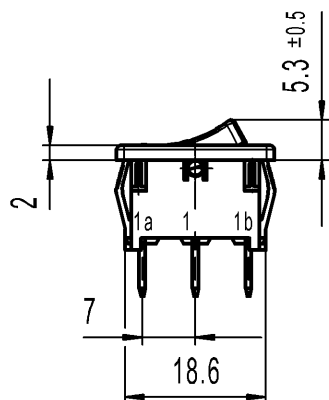


A	1	2	3	4
	recommended cut-out for snap-in fixing (edge opposite to snap-in direction)	wall thickness	length of cut-out	width of cut-out
		0.75 to 1.25	19.2-0.1	12.9+0.1
		1.25 to 2	19.4-0.1	12.9+0.1
B				
C				
D				
E				



Marking



1803.

6(4)/250~5E4

10(4)250~ T100/55



6A 125-250V AC


1/4HP 125V AC

1/2HP 250V AC

R30  

SPDT

Suitable for appliances of class II



Code of manufacture: place/year/week

-	-	-	1803.1102-XX
Figure	Type	Customer Part No.	Art.No.-PI
Shape and location	Angle $\pm 2^\circ$	Sheet 01	
	Edge tolerance	Ident.	Document number
		K	18031102
		Appliance Switch	
h	137892	2021-07-29	PANDHAREA
g	66315	2009-11-30	MUT
f	64510	2009-10-01	MUT
e	29280	2000-05-17	SIG
Index	MEC-No.	Date (YYYY-MM-DD)	Edited by

# Mouser Electronics

Authorized Distributor

Click to View Pricing, Inventory, Delivery & Lifecycle Information:

[Marquardt:](#)

[1803.1102](#)