

M12-Splitters/T-Connectors

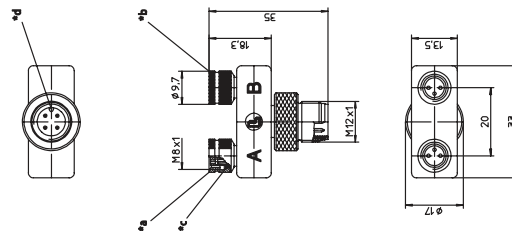
ASBS 2 M8-90 | ASBS 2 M12...-90



M12 Male to 2xM8 Female

ASBS 2 M8-90

Splitter/T-connector, with two M8 miniature female connectors, 3 poles, 90° with self-locking threaded joint.



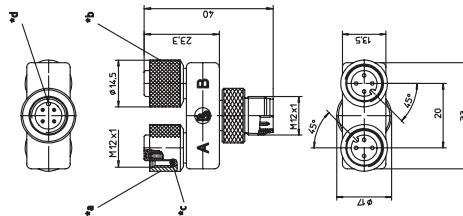
- *a coupling nut black
- *b coupling nut nickel-plated
- *c O-Ring
- *d coding 90°



M12 Male to 2xM12 Female

ASBS 2 M12...-90

Splitter/T-connector with two M12 female connectors, 4 and 5 poles, 90°-version, with self-locking threaded joint.



- *a coupling nut black
- *b coupling nut nickel-plated
- *c O-Ring
- *d coding 90°

Pin Assignments

Face Views

ASBS 2 M8-90



A



B



ASBS 2 M12-4S-90



A



B



ASBS 2 M12-5-90



A

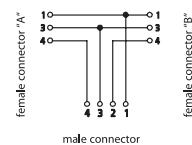


B

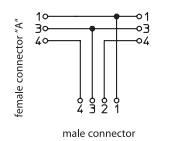


Wiring Diagrams

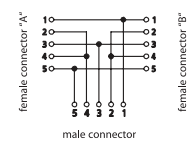
ASBS 2 M8-90



ASBS 2 M12-4S-90



ASBS 2 M12-5-90





Be Certain with Belden

M12-Splitters/T-Connectors

ASBS 2 M8-90 | ASBS 2 M12...-90

Technical Data

Environmental




Degree of protection IP 67 / NEMA 6P
Operating temperature range -25°C (-13°F) / +90°C (+194°F)

Mechanical

Housing / Molded body TPU, self-extinguishing
Insert Female connectors:
M8: TPU, self-extinguishing
M12: PA GF, self-extinguishing
Male connector:
TPU, self-extinguishing
Contact CuZn, pre-nickel and
0.8 microns gold-plated
Coupling nut CuZn, nickel-plated
O-ring FKM

Electrical

Contact resistance $\leq 5 \text{ m}\Omega$
Nominal current at 40°C 2 A per outlet / 4 A max. total
Nominal voltage M8: 60 V
M12: 4 poles 240 V
M12: 5 poles 60 V
Rated voltage M8: 63 V
M12: 4 poles 250 V
M12: 5 poles 63 V
Test voltage M8: 1.0 kV eff. / 60 s
M12: 4 poles 2.0 kV eff. / 60 s
M12: 5 poles 1.0 kV eff. / 60 s
Insulation resistance $> 10^9 \Omega$
Pollution degree 3

Part Number	Pins	Characteristics
ASBS 2 M8-90	3	
ASBS 2 M12-4S-90	4	
ASBS 2 M12-5-90	5	

Mouser Electronics

Authorized Distributor

Click to View Pricing, Inventory, Delivery & Lifecycle Information:

[Lumberg Automation:](#)

[ASBS 2 M12-5-90](#)