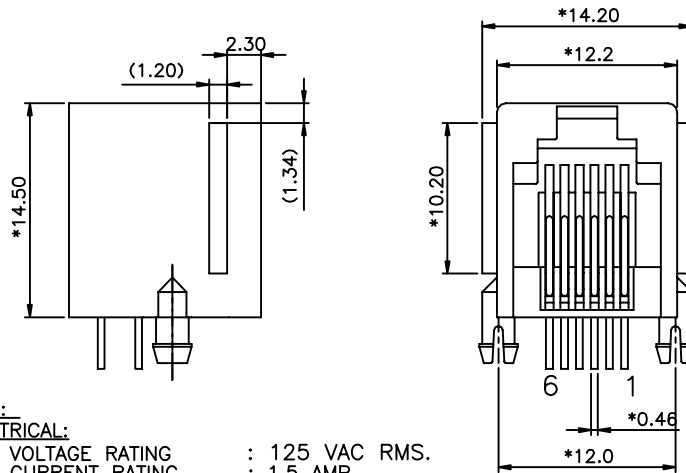


REV	ECO	DESCRIPTION	DRFT	CHKD
△		ADD P/N	HAOQIN 5/20/'05	
△		ADD P/N	HAOQIN 7/03/'05	
△		DRAWING MODIFY	CY 7/05/'05	
△		DRAWING MODIFY	JAMRY 08/05/05	
△		ADD P/N	CY 08/23/05	
△		ADD P/N	HERO 11/30/05	
△		ADD P/N	HERO 12/03/05	

**NOTES:****ELECTRICAL:**

1. VOLTAGE RATING : 125 VAC RMS.
2. CURRENT RATING : 1.5 AMP.
3. CONTACT RESISTANCE : 30 MILLIOHMS MAX.
4. INSULATION RESISTANCE: 1000MEGOHMS MIN @ 500 VDC.
5. DIELECTRIC STRENGTH : 1000 VAC RMS 60Hz, 1MIN.

MECHANICAL:

1. HOUSING MATERIAL : PBT&NylOn+G.F 25% UL 94V-0.
2. CONTACT MATERIAL : PHOSPHOR BRONZE $\phi 0.46\text{mm}$.
3. PLATING : GOLD PLATING OVER NICKEL.
4. OPERATING LIFE : 750 CYCLES MIN.
5. PCB RETENTION PRE-SOLDER : 1 LB MIN.
6. PCB RETENTION POST-SOLDER: 10 LBS MIN.

ENVIRONMENTAL:

1. STORAGE : -40°C TO $+85^{\circ}\text{C}$.
2. OPERATION: -40°C TO $+85^{\circ}\text{C}$.
3. WAVE SOLDERING TEMPERATURE: $230\sim 250^{\circ}\text{C}$ (3~5 SECONDS)

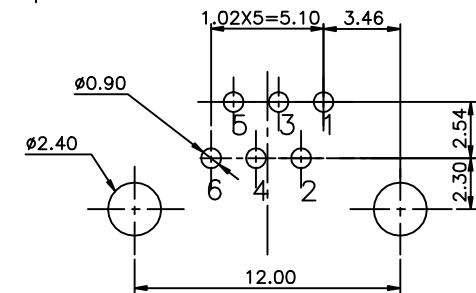
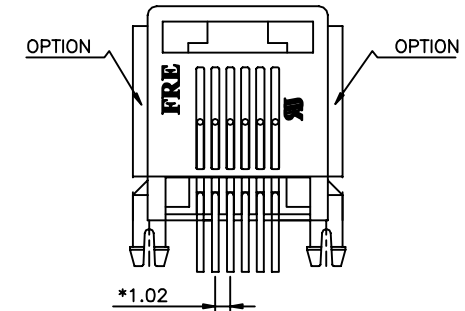
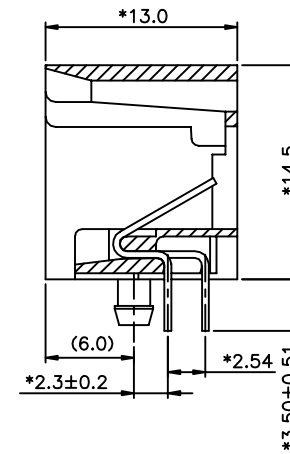
MATES WITH MODULAR PLUG CONFORMING TO

FCC PART 68, SUBPART F.



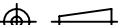
CUL FILE NO. E163191

PART NUMBER: E556X-60LXXX-L

NO.OF CONTACT	1- 3u"	2- 6u"
	3-15u"	4-30u"
2-2C	5-50u"	
4-4C	OL-W/ PANEL STOP SPLIT POST W/ FRE LOGO	△
6-6C	PBT+15% BLACK	
	OW-W/O PANEL STOP SPLIT POST W/ FRE LOGO	
	PBT+15% BLACK	
	△ 01-W/ PANEL STOP SPLIT POST W/O FRE LOGO	
	PBT+15% BLACK	
	△ 02-W/O PANEL STOP SPLIT POST W/O FRE LOGO	
	PBT+15% BLACK	
	△ 1R-W/ PANEL STOP SPLIT POST W/O FRE LOGO	
	PBT+30% GRAY	
	△ 12-W/O PANEL STOP SPLIT POST W/O FRE LOGO	
	PBT+15% GRAY	
	△ D4-W/O PANEL STOP SPLIT POST W/O FRE LOGO	
	PBT+30% GRAY	
	△ k2-W/O PANEL STOP SPLIT POST W/O FRE LOGO	
	NyLon+G.F 25% GRAY	
	△ k1-W/ PANEL STOP SPLIT POST W/O FRE LOGO	
	NyLon+G.F 25% GRAY	
	△ 42-W/O PANEL STOP SPLIT POST W/O FRE LOGO	
	NyLon+G.F 25% BLACK	



PC Board Layout Component Side Shown

DETACHED LISTS			DFTO JAMY	DATE 09/06/06'	 A TECHNOLOGICAL COMPANY									
	TOLERANCES EXCEPT AS NOTED		CHKD ASHELLY	DATE 2006/9/6			FULL RISE ELECTRONIC CO., LTD							
			MFO	DATE										
			APPLV LUSHENG	DATE 2006/9/6										
	<table><tr><td>MM</td><td></td></tr><tr><td>.0 ± 0.2</td><td>±</td></tr><tr><td>.00 ± 0.15</td><td>±</td></tr><tr><td>.000 ± 0.075</td><td>±</td></tr></table>		MM		.0 ± 0.2	±	.00 ± 0.15	±	.000 ± 0.075	±	MATERIAL :		TITLE MINI L/P PCB JACK 6P	
	MM													
	.0 ± 0.2	±												
	.00 ± 0.15	±												
	.000 ± 0.075	±												
	ANGLES ± 0.5		QT'Y :											
		FINISH :												
THIRD ANGLE PROJECTION		SCALE : 3:1		DRAWING NO. GE553013-LC		SIZE	REV							
				/PART NO. SEE NOTE		A3	9							
				DO NOT SCALE DRAWING		SHEET 1	OF 1							

Mouser Electronics

Authorized Distributor

Click to View Pricing, Inventory, Delivery & Lifecycle Information:

Pulse:

[E5564-60L125-L](#) [E5562-60L121-L](#) [E5566-60L023-L](#) [E5566-60L024-L](#) [E5566-60L122-L](#)