

**Description: 1608 Band Pass Filter**
**PART NUMBER: BPF1608LKQDR5000L**
**Features:**

- Compact Size
- Low loss
- High Soldering Heat Resistance

**Applications:**

- For 5G application.

**ELECTRICAL SPECIFICATIONS**

Pass Band (MHZ)	Insertion Loss (dB)		Return Loss (dB)		Attenuation (dB/dB/MHz)		
Freq.	Typ.	Max.	Typ.	Min.	Typ.	Min.	Freq.
5150~5925	0.66	0.85 dB at 25°C 1 dB at -40~85°C	17.7	12	43	33	100~960
					41.5	33	1166~1249
					40.6	33	1427~1610
					39.7	33	1695~2200
					39.7	33	2300~2370
					40	33	2400~2484
					40.2	33	2496~2690
					36.7	30	3400~3800
					30.7	30	7250~7800
					35.9	25	10300~11850
					28.3	25	15450~17775

Operating Temperature Range : -40~85°C

Power Capacity : 3W max.

In the effort to improve our products, we reserve the right to make changes judged to be necessary.

CONFIDENTIAL AND PROPRIETARY INFORMATION

This document contains confidential and proprietary information of Pulse Electronics, Inc. (Pulse) and is protected by copyright, trade secret and other state and federal laws. Its receipt or possession does not convey any rights to reproduce, disclose its contents, or to manufacture, use or sell anything it may describe. Reproduction, disclosure or use without specific written authorization of Pulse is strictly forbidden.

For more information:

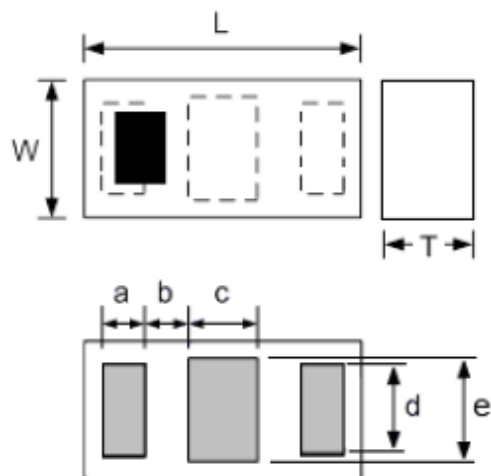
 Pulse Worldwide Headquarters  
 15255 Innovation Drive #100  
 San Diego, CA 92128  
 USA  
 Tel: 1-858-674-8100

 Pulse/Larsen Antennas  
 18110 SE 34<sup>th</sup> St Bldg 2 Suite 250  
 Vancouver, WA 98683  
 USA  
 Tel: 1-360-944-7551

 Europe Headquarters  
 Pulse GmbH & Co, KG  
 Zeppelinstrasse 15  
 Herrenberg, Germany  
 Tel: 49 7032 7806 0

 Pulse (Suzhou) Wireless Products Co, Inc.  
 99 Huo Ju Road(#29 Bldg, 4<sup>th</sup> Phase  
 Suzhou New District  
 Jiangsu Province, Suzhou 215009 PR China  
 Tel: 86 512 6807 9998



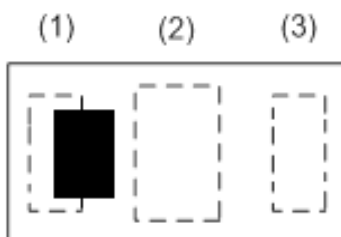

**Description: 1608 Band Pass Filter**
**PART NUMBER: BPF1608LKQDR5000L**
**MECHANICAL DIMENSION**
**Outline**

**Dimension**

L	W	T	a
1.60±0.10	0.80±0.10	0.65 max.	0.25±0.10
b	c	d	e
0.23±0.10	0.40±0.10	0.55±0.10	0.60±0.10

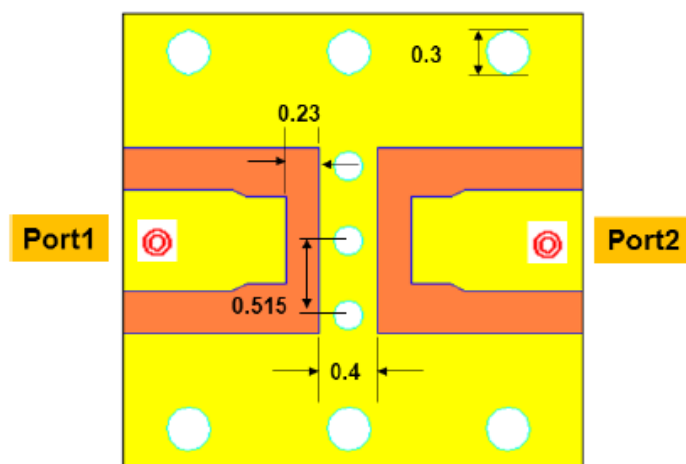
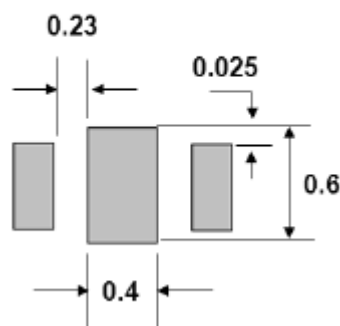
NOTE : Dimensions in mm.

**Termination**

Top View


**Terminal name**
**Function**

1	Input / Output
2	GND
3	Input / Output

**Reference design of EVB**

**Land Pattern**


Unit : mm

◎ Line width should be designed to match 50Ω characteristic impedance, depending on PCB material and thickness.

 In the effort to improve our products, we reserve the right to make changes judged to be necessary.  
 CONFIDENTIAL AND PROPRIETARY INFORMATION

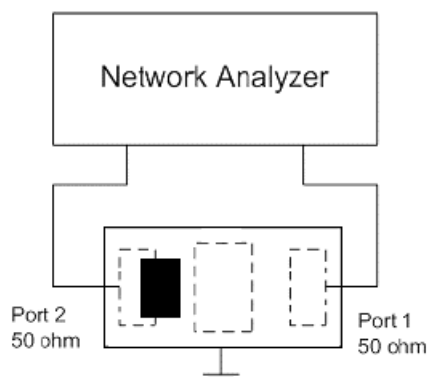
This document contains confidential and proprietary information of Pulse Electronics, Inc. (Pulse) and is protected by copyright, trade secret and other state and federal laws. Its receipt or possession does not convey any rights to reproduce, disclose its contents, or to manufacture, use or sell anything it may describe. Reproduction, disclosure or use without specific written authorization of Pulse is strictly forbidden.



**Description:** 1608 Band Pass Filter

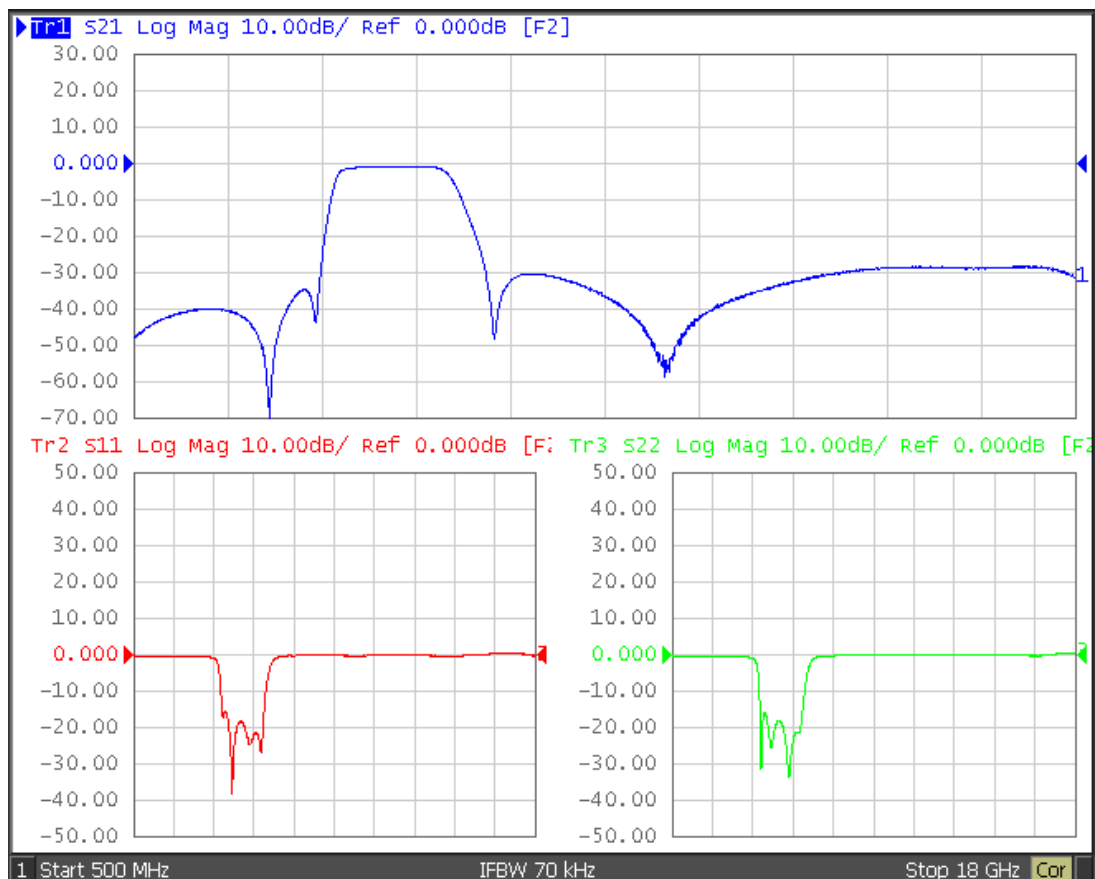
**PART NUMBER:** BPF1608LKQDR5000L

## MEASURING DIAGRAM



Test Instrument :  
Agilent E5071C Network Analyzer.

## ELECTRICAL PERFORMANCES



In the effort to improve our products, we reserve the right to make changes judged to be necessary.

CONFIDENTIAL AND PROPRIETARY INFORMATION

This document contains confidential and proprietary information of Pulse Electronics, Inc. (Pulse) and is protected by copyright, trade secret and other state and federal laws. Its receipt or possession does not convey any rights to reproduce, disclose its contents, or to manufacture, use or sell anything it may describe. Reproduction, disclosure or use without specific written authorization of Pulse is strictly forbidden.

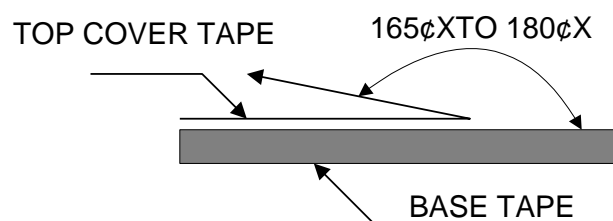
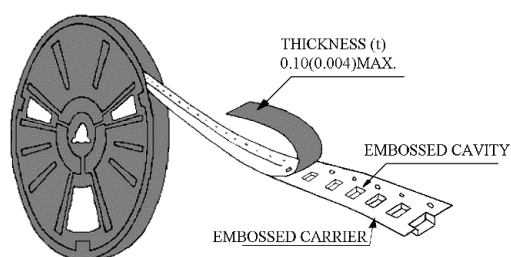


## Description: 1608 Band Pass Filter

### PART NUMBER: BPF1608LKQDR5000L

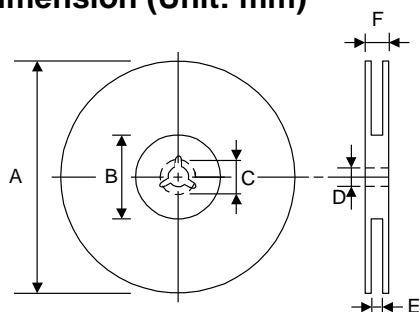
## PACKING SPECIFICATION

### Peel-off force



The force for peeling of cover tape is 10 grams in the arrow direction.

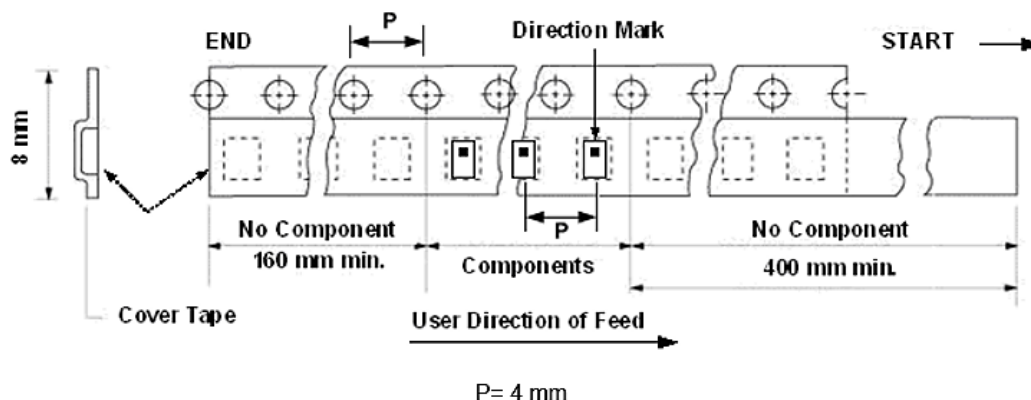
### Dimension (Unit: mm)



TYPE	A	B	C	D	E	F
8 mm	178±1	60+0.5 -0	-	13±0.2	9±0.5	12±0.5
12 mm	178±0.3	60±0.2	19.3±0.1	13.5±0.1	13.6±0.1	-

### Taping quantity

SERIES	5824 5724	5320 5220	4532	4516	3225	3216 2520	2012 1608	1005 0605
PCS/Reel	5000	3000	1000	2000	2500	3000	4000	10000



In the effort to improve our products, we reserve the right to make changes judged to be necessary.

CONFIDENTIAL AND PROPRIETARY INFORMATION

This document contains confidential and proprietary information of Pulse Electronics, Inc. (Pulse) and is protected by copyright, trade secret and other state and federal laws. Its receipt or possession does not convey any rights to reproduce, disclose its contents, or to manufacture, use or sell anything it may describe. Reproduction, disclosure or use without specific written authorization of Pulse is strictly forbidden.



**Description:** 1608 Band Pass Filter**PART NUMBER:** BPF1608LKQDR5000L**REVISION HISTORY**

Revision	Date	Description
Version 1	Mar. 01, 2022	- New issue



# Mouser Electronics

Authorized Distributor

Click to View Pricing, Inventory, Delivery & Lifecycle Information:

[Pulse:](#)

[BPF1608LKQDR5000L](#)