

## Description: 1204 915MHz Chip Antenna

**PART NUMBER: ANT1204LL05R0915A**

### Features:

- Size : 12.1x4.1x1.6 mm
- Omni-directional radiation
- Tape & reel automatic mounting
- Reflow process compatible
- RoHS compliant



### Applications:

- Smart meter
- Industrial remote control
- ISM band equipment
- ZigBee device

In the effort to improve our products, we reserve the right to make changes judged to be necessary.

CONFIDENTIAL AND PROPRIETARY INFORMATION

This document contains confidential and proprietary information of Pulse Electronics, Inc. (Pulse) and is protected by copyright, trade secret and other state and federal laws. Its receipt or possession does not convey any rights to reproduce, disclose its contents, or to manufacture, use or sell anything it may describe. Reproduction, disclosure or use without specific written authorization of Pulse is strictly forbidden.

For more information:



**Description: 1204 915MHz Chip Antenna**
**PART NUMBER: ANT1204LL05R0915A**
**SPECIFICATIONS**

<b>Working Frequency</b>	915 MHz
<b>Bandwidth</b>	20 MHz(Typ.)
<b>V.S.W.R.</b>	2.0 dB Max.
<b>Polarization</b>	Linear
<b>Azimuth Beamwidth</b>	Omni-directional
<b>Peak Gain</b>	3.32 dBi(Typ.)
<b>Impedance</b>	50 $\Omega$
<b>Operating Temperature</b>	- 40~105 °C
<b>Maximum Power</b>	1 W
<b>Termination</b>	Ni / Sn (Environmentally-Friendly Leadless)
<b>Peak Reflow Temperature</b>	260°C , 10sec.

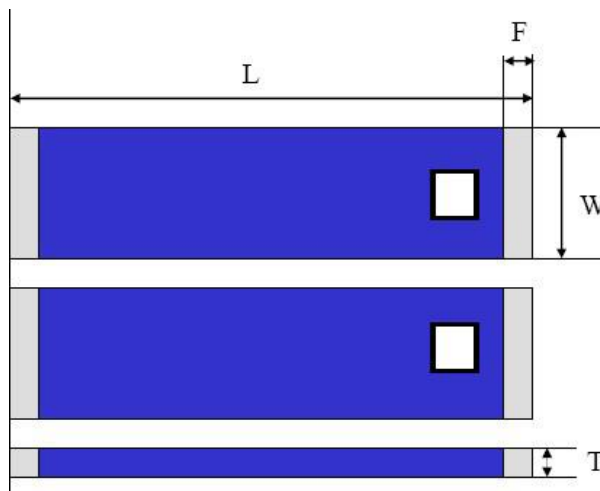
**NOTE**

1. The specification is defined on Pulse evaluation board

**MECHANICAL DRAWING**

	<b>Dimension</b>
L (mm)	12.1 $\pm$ 0.20
W (mm)	4.10 $\pm$ 0.20
T (mm)	1.60 $\pm$ 0.20
A (mm)	0.85 $\pm$ 0.35

<b>Terminal name</b>	<b>Function</b>
W	Feeding Point
L	Soldering Point



In the effort to improve our products, we reserve the right to make changes judged to be necessary.

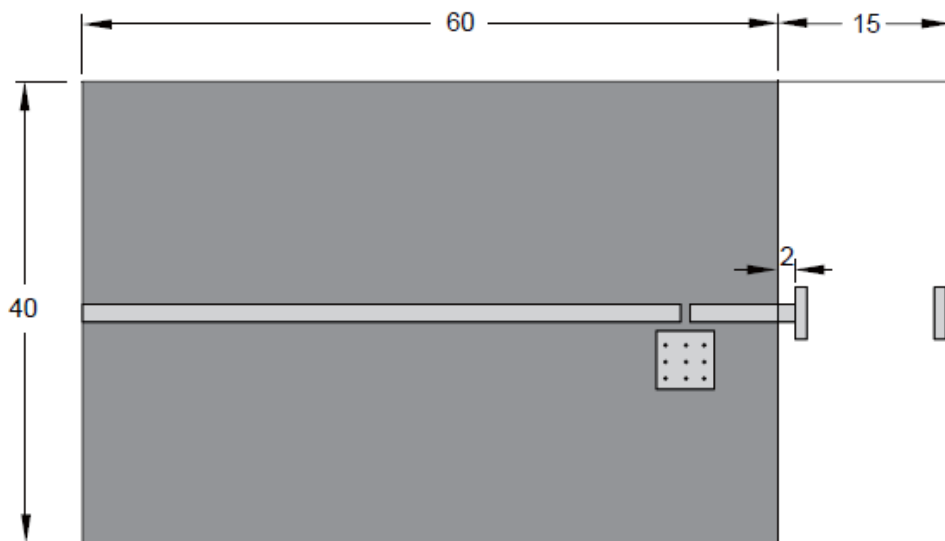
CONFIDENTIAL AND PROPRIETARY INFORMATION

This document contains confidential and proprietary information of Pulse Electronics, Inc. (Pulse) and is protected by copyright, trade secret and other state and federal laws. Its receipt or possession does not convey any rights to reproduce, disclose its contents, or to manufacture, use or sell anything it may describe. Reproduction, disclosure or use without specific written authorization of Pulse is strictly forbidden.

**Description:** 1204 915MHz Chip Antenna

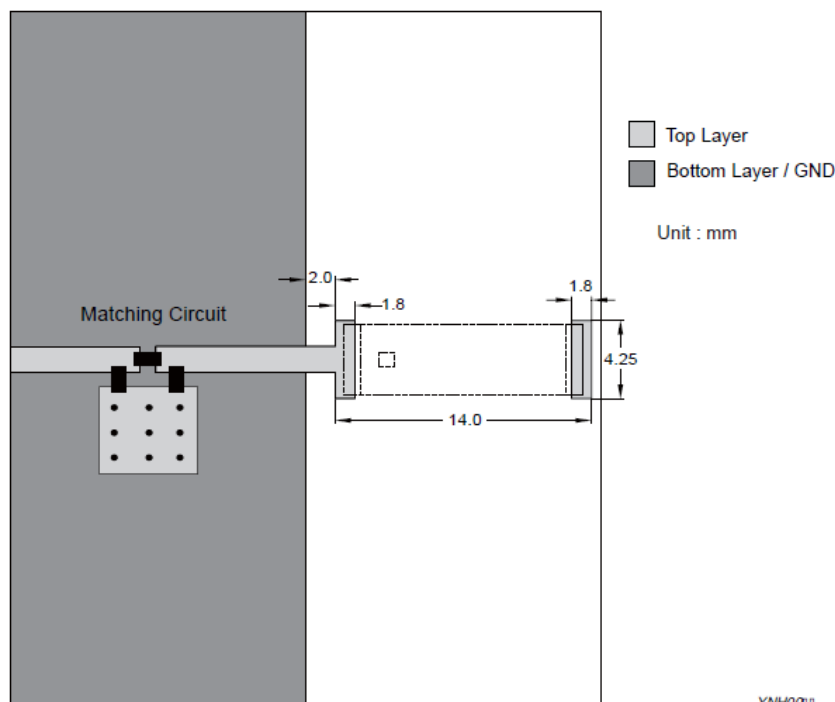
**PART NUMBER:** ANT1204LL05R0915A

## REFERENCE DESIGN OF EVALUATION BOARD



Unit : mm

Outlook and dimension of evaluation board



Unit : mm

Details of soldering Pad

In the effort to improve our products, we reserve the right to make changes judged to be necessary.

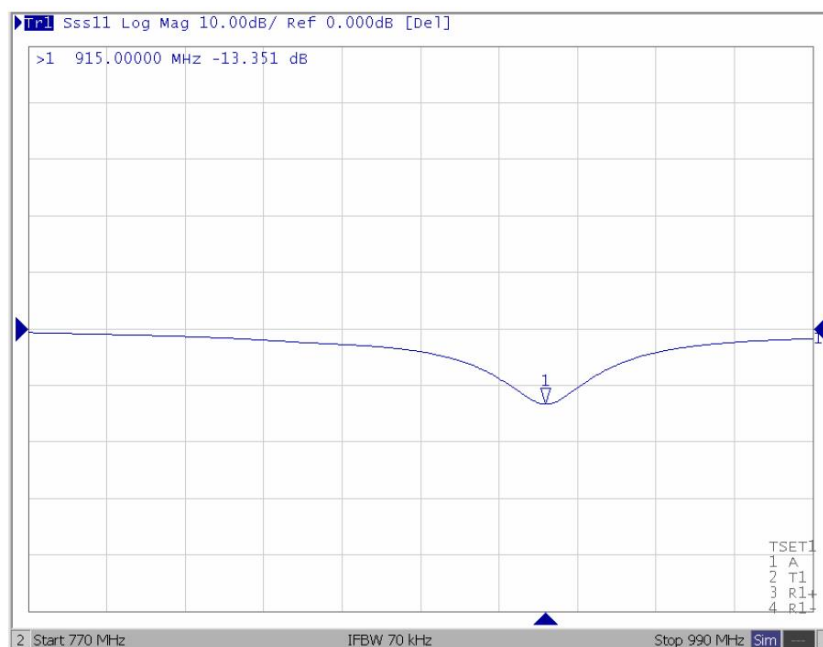
CONFIDENTIAL AND PROPRIETARY INFORMATION

This document contains confidential and proprietary information of Pulse Electronics, Inc. (Pulse) and is protected by copyright, trade secret and other state and federal laws. Its receipt or possession does not convey any rights to reproduce, disclose its contents, or to manufacture, use or sell anything it may describe. Reproduction, disclosure or use without specific written authorization of Pulse is strictly forbidden.

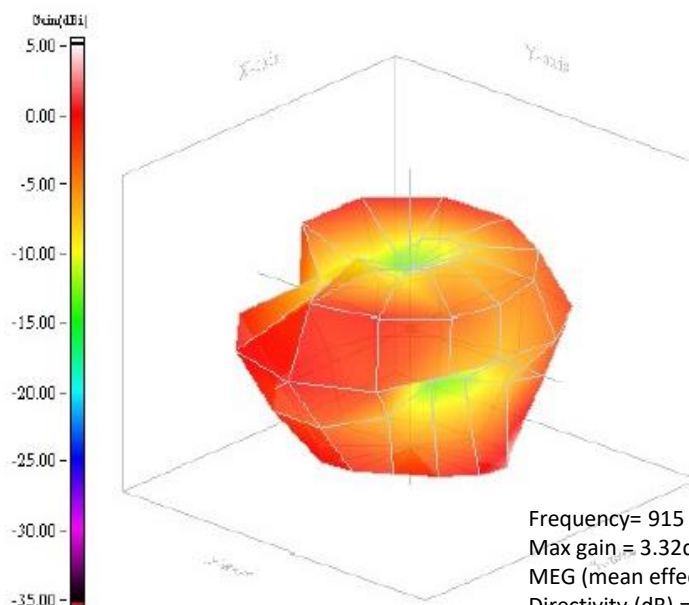
**Description:** 1204 915MHz Chip Antenna

**PART NUMBER:** ANT1204LL05R0915A

## ELECTRICAL PERFORMANCES



Return loss



Radiation pattern

Frequency= 915 MHz  
Max gain = 3.32dBi, at (150,180)  
MEG (mean effective gain)= -3.11 dBi  
Directivity (dB) = 5.92  
Efficiency = -2.60dB, 55.02 %

In the effort to improve our products, we reserve the right to make changes judged to be necessary.

CONFIDENTIAL AND PROPRIETARY INFORMATION

This document contains confidential and proprietary information of Pulse Electronics, Inc. (Pulse) and is protected by copyright, trade secret and other state and federal laws. Its receipt or possession does not convey any rights to reproduce, disclose its contents, or to manufacture, use or sell anything it may describe. Reproduction, disclosure or use without specific written authorization of Pulse is strictly forbidden.

**Description:** 1204 915MHz Chip Antenna

**PART NUMBER: ANT1204LL05R0915A**

## REVISION HISTORY

Revision	Date	Description
Version 1	Oct. 14, 2020	- New issue
Version 2	January. 28, 2022	- Added product image. - Modified Description, Original: Resistance to Soldering Heats, Changed: Peak Reflow Temperature.

# Mouser Electronics

Authorized Distributor

Click to View Pricing, Inventory, Delivery & Lifecycle Information:

Pulse:

[ANT1204LL05R0915A](#)